

Washer-Extractor

Refer to Page 4 for Model Identification

PARTS ORDERING INFORMATION

If literature or replacement parts are required, contact the source from which the machine was purchased or contact Alliance Laundry Systems at +1(920)748-3950 for the name and address of the nearest authorized parts distributor.

For technical assistance, call either of the num-bers listed below:

(920) 748-3121 Ripon, Wisconsin

+32 56 41 20 54 Wevelgem, Belgium

NAMEPLATE LOCATION

When calling or writing about your product, be sure to mention model and serial numbers, which are located on the machine's nameplate

TABLE OF CONTENTS

533775B Upper frame	9
533770A Lower frame	11
558925..... Stabilizing springs, HY, IY, SY, UY, WMA, H, AF-NonBrand models	13
550481..... Stabilizing spring, AF, FX, HX, QW, SW, PYN, PY models.....	15
557587..... Cabinet, HY, SY, UY, AF-NonBrand models (Drawing 1 of 3).....	17
557587..... Cabinet, HY, SY, UY, AF-NonBrand models (Drawing 2 of 3).....	19
557587..... Cabinet, HY, SY, UY, AF-NonBrand models (Drawing 3 of 3).....	19
558883..... Cabinet, IY, JLA, WMA, H models (Drawing 1 of 3)	23
558883..... Cabinet, IY, JLA, WMA, H models (Drawing 2 of 3)	25
558883..... Cabinet, IY, JLA, WMA, H models (Drawing 3 of 3)	27
533102D Cabinet, AF, FX, HX, QW, SW, PYN, PY models (Drawing 1 of 3)	29
533102D Cabinet, AF, FX, HX, QW, SW, PYN, PY models (Drawing 2 of 3)	31
533102D Cabinet, AF, FX, HX, QW, SW, PYN, PY models (Drawing 3 of 3)	33
558961..... Control panel, HY, SY, UY, AF-NonBrand models (Drawing 1 of 3)	35
558961..... Control panel, HY, SY, UY, AF-NonBrand models (Drawing 2 of 3)	37
558961..... Control panel, HY, SY, UY, AF-NonBrand models (Drawing 3 of 3)	39
560308..... Control panel, IY, JLA, WMA, H models (Drawing 1 of 3)	41
560308..... Control panel, IY, JLA, WMA, H models (Drawing 2 of 3)	43
560308..... Control panel, IY, JLA, WMA, H models (Drawing 3 of 3)	45
547575D Control panel, AF, FX, HX, QW, SW, PYN, PY models (Drawing 1 of 2).....	47
547575D Control panel, AF, FX, HX, QW, SW, PYN, PY models (Drawing 2 of 2).....	49
547547..... Coin meter	51
537875D Door (Drawing 1 of 2).....	53
537875D Door (Drawing 2 of 2).....	55
547815B Water inlet system 14, 20, 25, 30, 40, 55, 65, 80, 105, 135, 180 and 240 Models (on request 70 and 280 Models) (Drawing 1 of 2)...	57
547815B Water inlet system 14, 20, 25, 30, 40, 55, 65, 80, 105, 135, 180 and 240 Models (on request 70 and 280 Models) (Drawing 2 of 2)...	59
554199..... Water inlet system 70 and 280 Models, (on request 40, 55, 180 and 240 Models).....	61
547814C Drain system – drain valve.....	63
547818..... Drain system – drain pump, 14, 20, 65 and 80 Models (on request)	65
554322..... Drain system 70 and 280 Models, (2 drain valves) or (1 drain valve and 1 recycle valve) (on request)	67
554327..... Wash bath sample 70 and 280 Models (on request)	69
547813A Rear panel (Drawing 1 of 2).....	71
547813A Rear panel (Drawing 2 of 2).....	73
526533B Steam heating.....	75
537873A Washing drum and drum (Drawing 1 of 2).....	77
537873A Washing drum and drum (Drawing 2 of 2).....	73
533740C Drive 14, 20, 25, 30, 65, 80, 105 and 135 Models.....	81
533795..... Drive 40, 55, 70, 180, 240 and 280 Models	83
537874..... Bearing house 14, 20, 25, 30, 40, 65, 80, 105, 135 and 180 Models	85
537982..... Bearing house 55, 70, 240 and 280 Models	87
554217..... Weighing system 40, 55, 70, 180, 240 and 280 Models.....	89
..... Softwash - Wet cleaning	91

MODEL IDENTIFICATION

Information in this manual is applicable to these models:

14 lb / 65 L 14 and 65 Models	AF65_X_CONTROL_PLUS FX65_X_CONTROL FX65_X_CONTROL_PLUS H65 HX65 HY65_HC-200 HYG065F HYQ065F HYU065F HYW065F IY65_ARIES IY65_ARIES-ELITE IYG065J	IYG065R IYQ065J IYQ065R IYU065J IYU065R IYW065J IYW065R QW7 SW7 SY65_QED SY65_QED-SELECT SYG065A SYG065D	SYQ065A SYQ065D SYU065A SYU065D SYW065A SYW065D UY65_PROFORM UYG065I UYQ065I UYU065I UYW065I W2106VRVS WMA504EP
20 lb / 80 L 20 and 80 Models	AF80_X_CONTROL_PLUS FX80_X_CONTROL FX80_X_CONTROL_PLUS H80 HX80 HY20_HC-200 HY80_HC-200 HYG080F HYN020F HYQ080F HYU080F HYW080F IY20_ARIES IY20_ARIES-ELITE IY80_ARIES IY80_ARIES-ELITE IYG080J IYG080R	IYN020R IYQ080J IYQ080R IYU080J IYU080R IYW080J IYW080R JLA16 JLA16C PY20_X_CONTROL PY20_X_CONTROL_PLUS PYN020T PYN020X QW9 SW9 SY20_QED-SELECT SY80_QED SY80_QED-SELECT	SYG080A SYG080D SYN020D SYQ080A SYQ080D SYU080A SYU080D SYW080A SYW080D UY20_PROFORM UY80_PROFORM UYG080I UYN020I UYQ080I UYU080I UYW080I W2108VRVS
25 lb / 105 L 25 and 105 Models	AF105_X_CONTROL_PLUS FX105_X_CONTROL FX105_X_CONTROL_PLUS H105 HX105 HY105_HC-200 HY25_HC-200 HYG105F HYN025F HYQ105F HYU105F HYW105F IY105_ARIES IY105_ARIES-ELITE IY25_ARIES IY25_ARIES-ELITE IYG105J IYG105R	IYN025R IYQ105J IYQ105R IYU105J IYU105R IYW105J IYW105R JLA22 JLA22C PY25_X_CONTROL PY25_X_CONTROL_PLUS PYN025T PYN025X QW12 SW12 SY105_QED SY105_QED-SELECT SY25_QED-SELECT	SYG105A SYG105D SYN025D SYQ105A SYQ105D SYU105A SYU105D SYW105A SYW105D UY105_PROFORM UY25_PROFORM UYG105I UYN025I UYQ105I UYU105I UYW105I

CSA parts are valid for North America models only.

MODEL IDENTIFICATION

Information in this manual is applicable to these models:

30 lb 135 L 30 and 135 Models	AF135_X_CONTROL_PLUS FX135_X_CONTROL FX135_X_CONTROL_PLUS H135 HX135 HY135_HC-200 HY30_HC-200 HYG135F HYN030F HYQ135F HYU135F HYW135F IY135_ARIES IY135_ARIES-ELITE IY30_ARIES IY30_ARIES-ELITE IYG135J IYG135R	IYN030R IYQ135J IYQ135R IYU135J IYU135R IYW135J IYW135R JLA30 JLA30C PY30_X_CONTROL PY30_X_CONTROL_PLUS PYN030T PYN030X QW15 SW15 SY135_QED SY135_QED-SELECT SY30_QED-SELECT	SYG135A SYG135D SYN030D SYQ135A SYQ135D SYU135A SYU135D SYW135A SYW135D UY135_PROFORM UY30_PROFORM UYG135I UYN030I UYQ135I UYU135I UYW135I
40 lb / 180 L 40 and 180 Models	H180 AF180_X_CONTROL_PLUS FX180_X_CONTROL FX180_X_CONTROL_PLUS HX180 HY180_HC-200 HY40_HC-200 HYB180F HYG180F HYN040F HYQ180F HYU180F HYW180F IY180_ARIES IY180_ARIES-ELITE IY40_ARIES IY40_ARIES-ELITE IYB180J IYB180R IYG180J	IYG180R IYN040R IYQ180J IYQ180R IYU180J IYU180R IYW180J IYW180R JLA40 JLA40C PY40_X_CONTROL PY40_X_CONTROL_PLUS PYN040T PYN040X SW20 SY180_QED SY180_QED-SELECT SY40_QED-SELECT SYB180A SYB180D	SYG180A SYG180D SYN040D SYQ180A SYQ180D SYU180A SYU180D SYW180A SYW180D UY180_PROFORM UY40_PROFORM UYB180I UYG180I UYN040I UYQ180I UYU180I UYW180I

CSA parts are valid for North America models only.

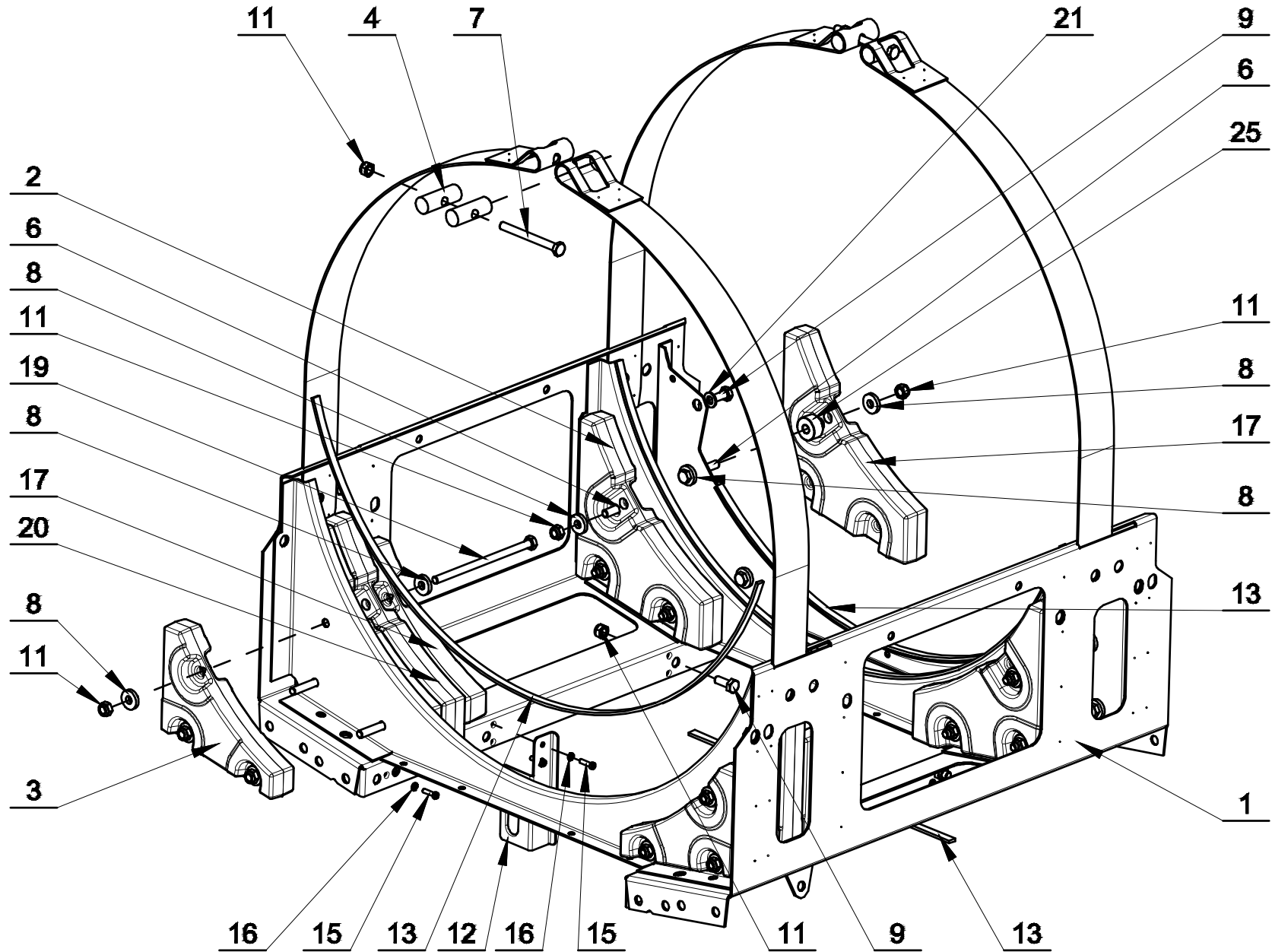
MODEL IDENTIFICATION

Information in this manual is applicable to these models:

<p>55 lb / 240 L 55 and 240 Models</p>	<p>AF240_X_CONTROL_PLUS FX240_X_CONTROL FX240_X_CONTROL_PLUS HX240 HY240_HC-200 HY55_HC-200 HYG240F HYN055F HYQ240F HYU240F HYW240F IY240_ARIES IY240_ARIES-ELITE IY55_ARIES IY55_ARIES-ELITE IYG240J IYG240R</p>	<p>IYN055R IYQ240J IYQ240R IYU240J IYU240R IYW240J IYW240R JLA50 JLA50C PY55_X_CONTROL PY55_X_CONTROL_PLUS PYN055T PYN055X SW27 SY240_QED SY240_QED-SELECT SY55_QED-SELECT</p>	<p>SYG240A SYG240D SYN055D SYQ240A SYQ240D SYU240A SYU240D SYW240A SYW240D UY240_PROFORM UY55_PROFORM UYG240I UYN055I UYQ240I UYU240I UYW240I</p>
<p>70 lb / 280 L 70 and 280 Models</p>	<p>AF280_X_CONTROL_PLUS FX280_X_CONTROL FX280_X_CONTROL_PLUS HX280 HY280_HC-200 HY70_HC-200 HYG280F HYN070F HYQ280F HYU280F IY280_ARIES IY280_ARIES-ELITE IY70_ARIES IY70_ARIES-ELITE IYG280J</p>	<p>IYG280R IYN070R IYQ280J IYQ280R IYU280J IYU280R JLA65 JLA65C PY70_X_CONTROL PY70_X_CONTROL_PLUS PYN070T PYN070X SW32 SY280_QED SY280_QED-SELECT</p>	<p>SY70_QED-SELECT SYG280A SYG280D SYN070D SYQ280A SYQ280D SYU280A SYU280D UY280_PROFORM UY70_PROFORM UYG280I UYN070I UYQ280I UYU280I</p>

CSA parts are valid for North America models only.

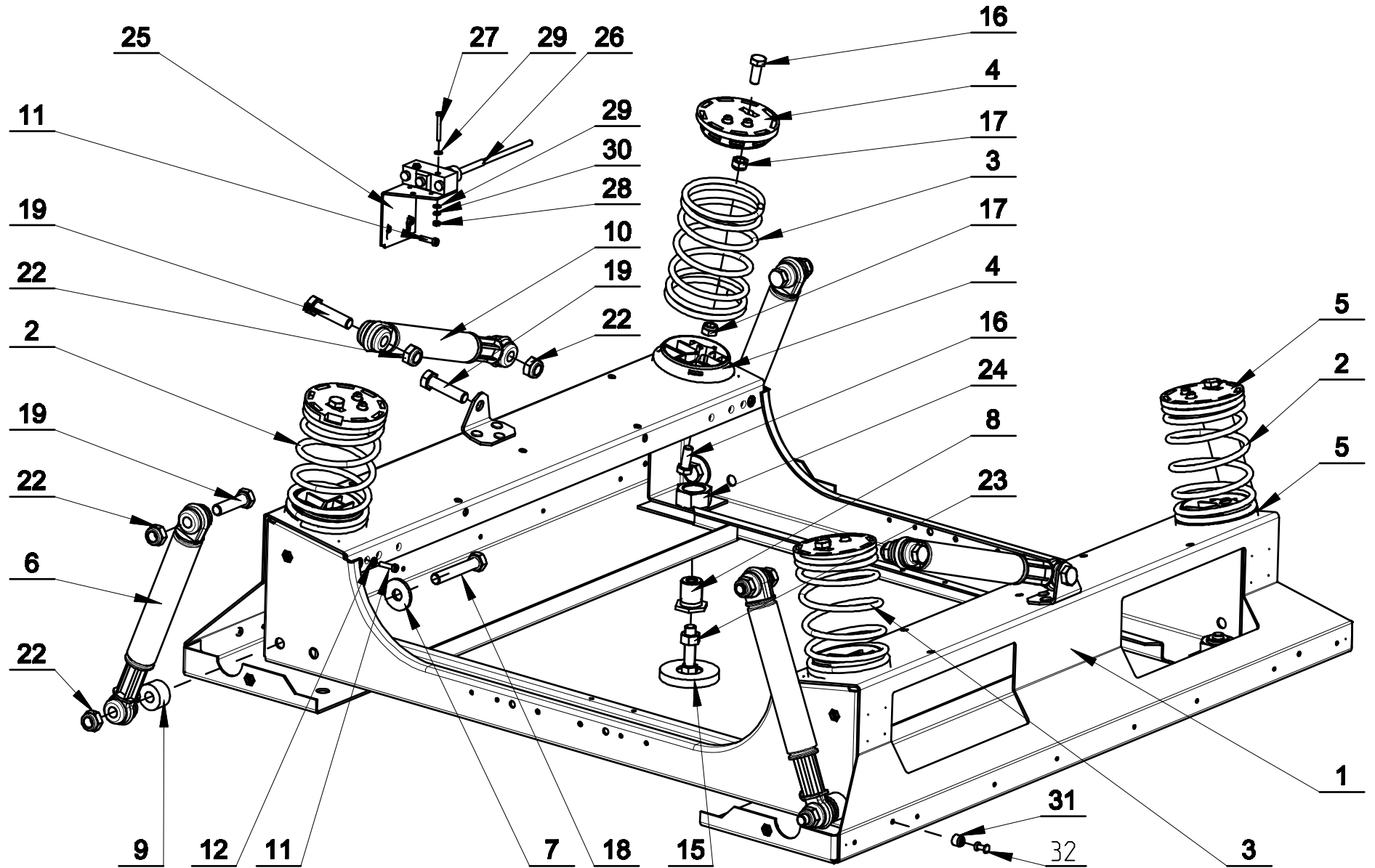
UPPER FRAME



Upper frame: drawing nr. 533775B

1	SP533886	Upper frame, 14 and 65 Models
1	SP533731	Upper frame, 20 and 80 Models
1	SP533756	Upper frame, 25 and 105 Models
1	SP533776	Upper frame, 30 and 135 Models
1	SP533785	Upper frame, 40 and 180 Models
1	SP533806	Upper frame, 55 and 240 Models
1	SP533954	Upper frame, 70 and 280 Models
2	SP533784	Lower weight, 30 and 135 Models
2	SP533753	Lower weight, 25 and 105 Models
3	SP533753	Lower weight, 20 and 80 Models
3	SP533737	Lower weight, 25, 30, 105 and 135 Models
3	SP533784	Lower weight, 40, 55, 70, 180, 240 and 280 Models
4	SP533738	Cover strip pin
6	SP309933000845	Bolt M8x45, applicable for codes: (533737-pos.17), (533784 - pos. 2,17), 20, 25, 30, 55, 70, 80, 105, 135, 240 and 280 Models
6	SP309933000850	Bolt M8x50, applicable for code: (533753-pos.2), 25 and 105 Models
7	SP309933000880	Bolt M8x80, 14, 20, 25, 30, 65, 80, 105 and 135 Models
7	SP527093	Bolt M8x100, 40, 55, 70, 180, 240 and 280 Models
8	SP525284	Washer M8
9	SP309933000820	Bolt M8x20
11	SP310985000008	Nut M8
12	SP533388	Oscillation limiter
13	SP517232	Self-adhesive foam sealing
15	SP309084000416	Bolt M4x16
16	SP311679800004	Washer with external teeth M4
17	SP533784	Lower weight, 30, 40, 55, 70, 135, 180, 240 and 280 Models
17	SP533753	Lower weight, (in the front part of the frame), 30 and 135 Models
17	SP533737	Lower weight, 20, 25 80 and 105 Models
17	SP533814	Lower weight, (in the front part of the frame), 55, 70, 240 and 280 Models
19	SP533717	Bolt M8x150, 30, 55, 70, 135, 240 and 280 Models
19	SP309933000850	Bolt M8x50, 14 and 65 Models
19	SP309933000870	Bolt M8x70, 25 and 105 Models
19	SP309933000880	Bolt M8x80, 20 and 80 Models
19	SP550140	Bolt M8x130, 40 and 180 Models
20	SP533784	Lower weight, 25, 30, 105 and 135 Models
20	SP533753	Lower weight, 14 and 65 Models
20	SP533737	Lower weight, 20 and 80 Models
20	SP533814	Lower weight, 40, 55, 70, 180, 240 and 280 Models
21	SP311125000008	Washer 8.4, 20, 25, 30, 80, 105 and 135 Models
25	SP557472	Distance case, applicable for code: (309933000850-pos.6, 19), 14, 25, 14 and 25 Models
25	SP515274	Distance case, applicable for code 309933000845, 20, 25, 30, 55, 70, 80, 105, 135, 240 and 280 Models

LOWER FRAME

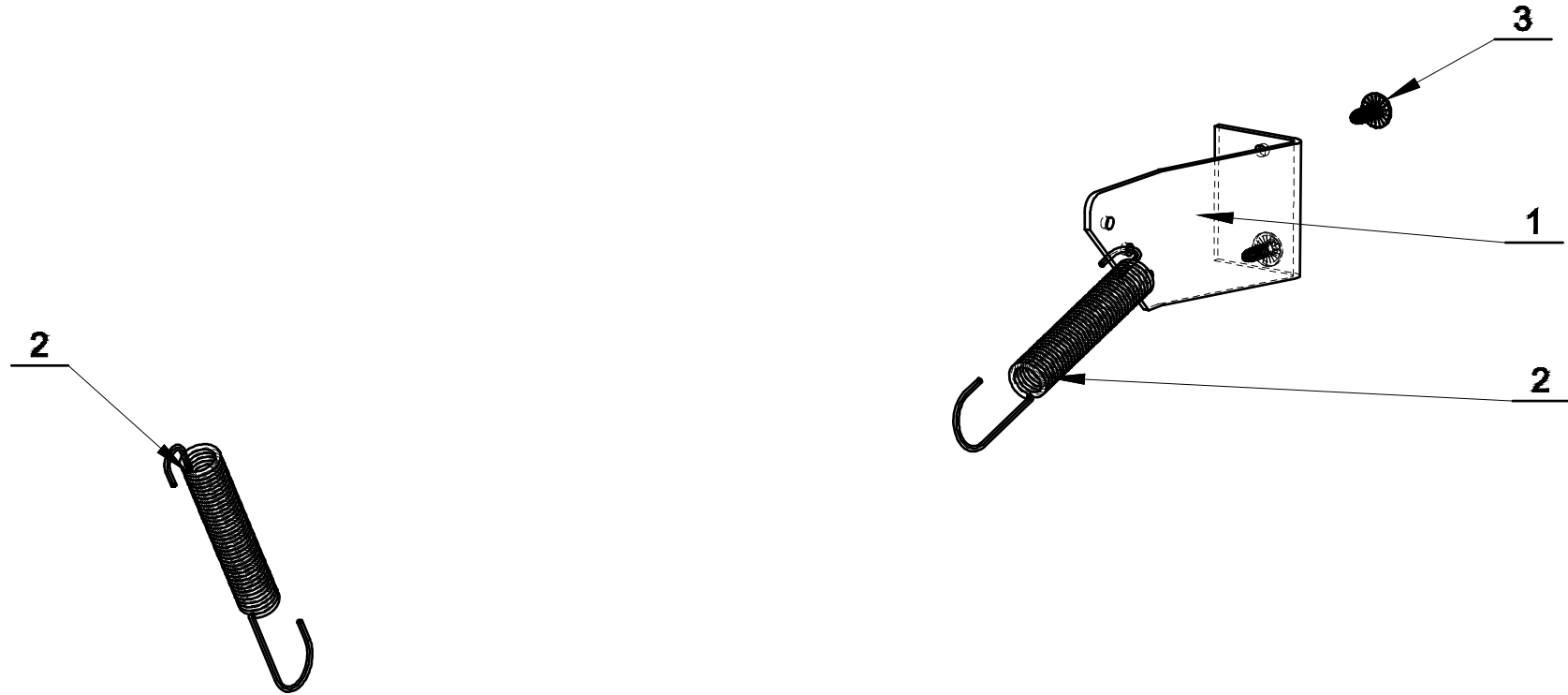


533770a


Lower frame: drawing nr. 533770A

1	SP533881	Lower frame, 14 and 65 Models
1	SP533723	Lower frame, 20 and 80 Models
1	SP533749	Lower frame, 25 and 105 Models
1	SP533771	Lower frame, 30 and 135 Models
1	SP533164	Lower frame, 40 and 180 Models
1	SP533801	Lower frame, 55 and 240 Models
1	SP533951	Lower frame, 70 and 280 Models
2	SP533875	Right spring, 14 and 65 Models
2	SP533766	Right spring, 20 and 80 Models
2	SP533764	Right spring, 25 and 105 Models
2	SP533768	Right spring, 30 and 135 Models
2	SP533868	Right spring, 40 and 180 Models
2	SP533870	Right spring, 55, 70, 240 and 280 Models
3	SP533876	Left spring, 14 and 65 Models
3	SP533767	Left spring, 20 and 80 Models
3	SP533765	Left spring, 25 and 105 Models
3	SP533769	Left spring, 30 and 135 Models
3	SP533869	Left spring, 40 and 180 Models
3	SP533871	Left spring, 55, 70, 240 and 280 Models
4	SP534978	Spring holder – left, 14, 20, 25, 30, 65, 80, 105 and 135 Models
4	SP533873	Spring holder – left, 40, 55, 70, 180, 240 and 280 Models
5	SP534977	Spring holder – right, 14, 20, 25, 30, 65, 80, 105 and 135 Models
5	SP533872	Spring holder – right, 40, 55, 70, 180, 240 and 280 Models
6	SP533715	Damper, 14, 20, 65 and 80 Models
6	SP533716	Damper, 25 and 30, 40, 55, 70, 105, 135, 180, 240 and 280 Models
7	SP311902100010	Washer 10
8	SP533726	Threaded joint
9	SP533727	Roller
10	SP533715	Damper, 30 and 135 Models
10	SP533716	Damper, 40, 55, 70, 180, 240 and 280 Models
11	SP309084000416	Bolt M4x16
12	SP311679800004	Washer with external teeth M4
15	SPPRI504000001	Adjustable foot
16	SP309933000820	Bolt M8x20
17	SP310985000008	Nut M8
18	SP506432	Bolt M10x60
19	SP527420	Bolt M10x40
19	SP309931001050	Bolt M10x50, applicable for code: (533716-pos.6), 40, 55, 70, 180, 240 and 280 Models
22	SP310985000010	Nut M10
23	SP310934000010	Nut M10
24	SP310934000020	Nut M20
25	SP533387	Vibration switch holder, 14, 20, 25, 30, 65, 80, 105 and 135 Models
25	SP547759	Vibration switch holder, 40, 55, 70, 180, 240 and 280 Models
26	SP528309	Microswitch with a spring
27	SP309084240325	Bolt M3x25
28	SP310934000003	Nut M3
29	SP311125000003	Washer 3.2
30	SP311679800003	Washer with external teeth M3
31	SP520408	Pin insertion
32	SP547779	Rivet with a crank 4x16.7
-	SP533391	Vibration switch complete, 14, 20, 25, 30, 65, 80, 105 and 135 Models
-	SP547758	Vibration switch complete, 40, 55, 70, 180, 240 and 280 Models

STABILIZING SPRINGS, HY, IY, SY, UY, WMA, H, AF-NonBrand models



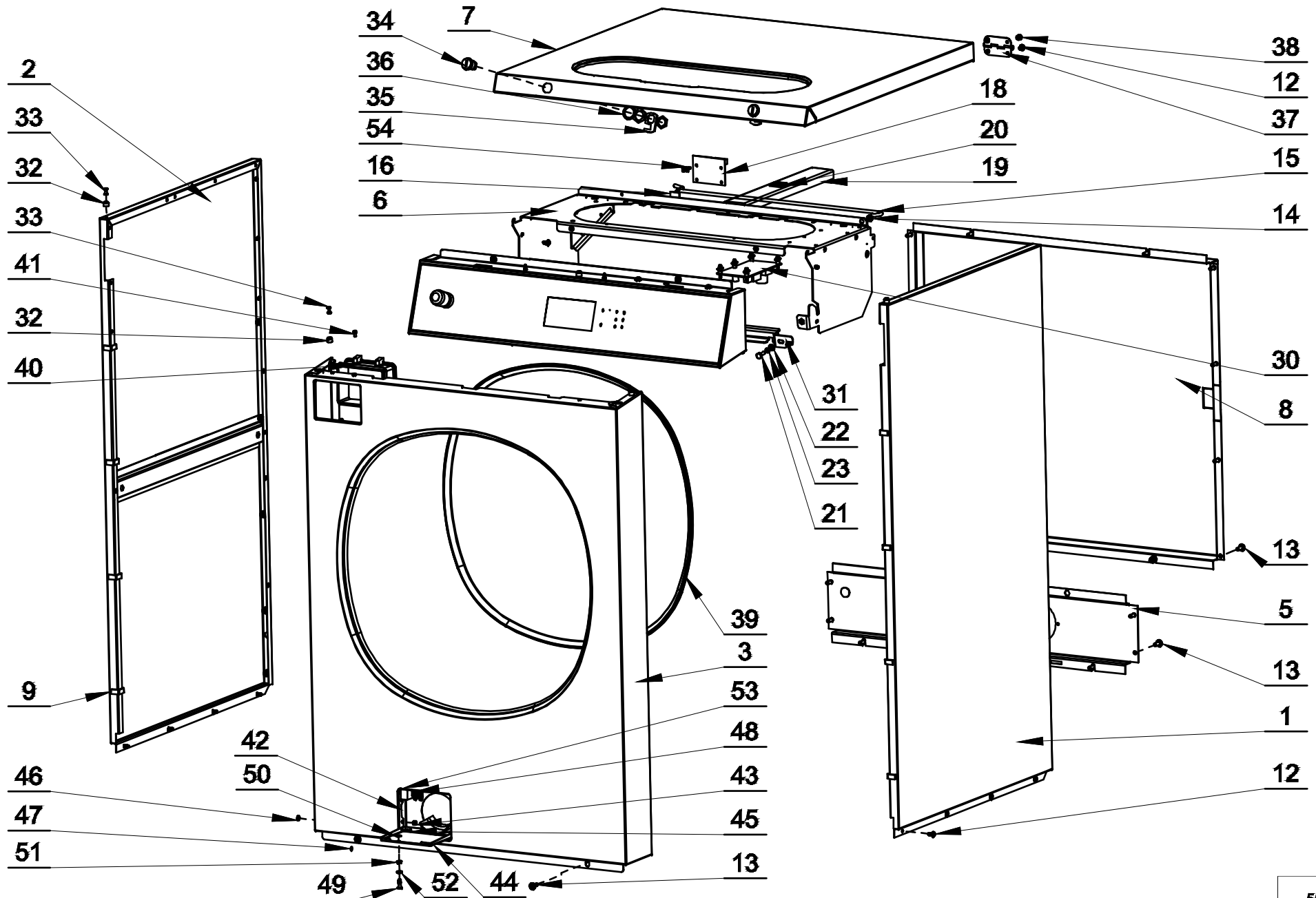
STABILIZING SPRINGS, AF, FX, HX, QW, SW, PYN, PY models



Stabilizing springs, AF, FX, HX, QW, SW, PYN, PY models: drawing nr. 550481

[illegible]

CABINET, HY, SY, UY, AF-NonBrand models (DRAWING 1 OF 3)

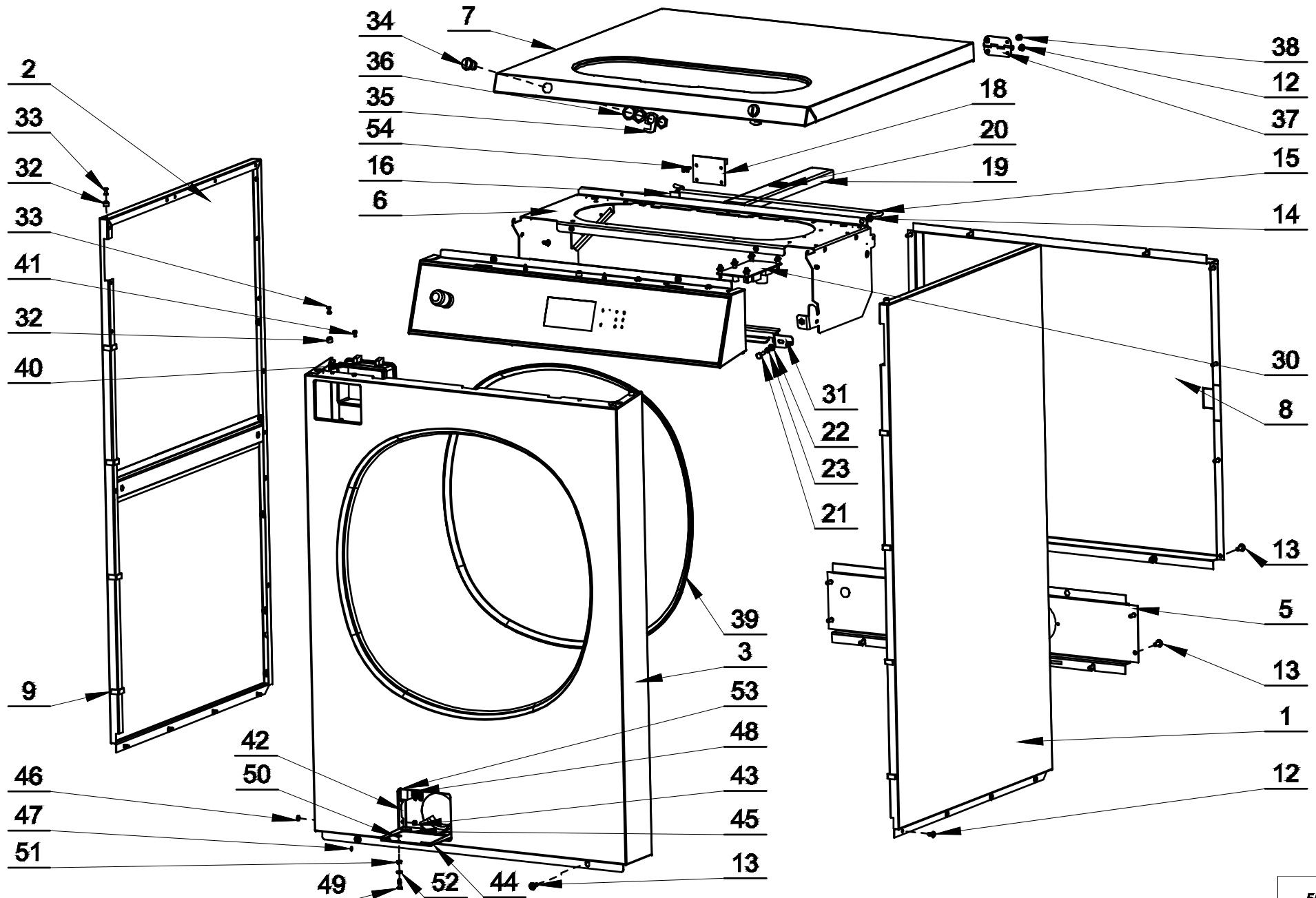


557587

Cabinet, HY, SY, UY, AF-NonBrand models (Drawing 1 of 3): drawing nr. 557587

1	SP558919	Side panel - right, complete, stainless, 14 and 65 Models
1	SP558915	Side panel – right, complete, painted, 14 and 65 Models
1	SP557627	Side panel - right, complete, stainless, 20 and 80 Models
1	SP557596	Side panel – right, complete, painted, 20 and 80 Models
1	SP557631	Side panel - right, complete, stainless, 25 and 105 Models
1	SP557608	Side panel – right, complete, painted, 25 and 105 Models
1	SP557653	Side panel - right, complete, stainless, 30 and 135 Models
1	SP557649	Side panel – right, complete, painted, 30 and 135 Models
1	SP557661	Side panel - right, complete, stainless, 40 and 180 Models
1	SP557657	Side panel – right, complete, painted, 40 and 180 Models
1	SP557025	Side panel - right, complete, stainless, 55 and 240 Models
1	SP557021	Side panel – right, complete, painted, 55 and 240 Models
1	SP558877	Side panel - right, complete, stainless, 70 and 280 Models
1	SP558871	Side panel – right, complete, painted, 70 and 280 Models
2	SP558917	Side panel - left, complete, stainless, 14 and 65 Models
2	SP558913	Side panel - left, complete, painted, 14 and 65 Models
2	SP557625	Side panel - left, complete, stainless, 20 and 80 Models
2	SP557594	Side panel - left, complete, painted, 20 and 80 Models
2	SP557629	Side panel - left, complete, stainless, 25 and 105 Models
2	SP557606	Side panel - left, complete, painted, 25 and 105 Models
2	SP557651	Side panel - left, complete, stainless, 30 and 135 Models
2	SP557647	Side panel - left, complete, painted, 30 and 135 Models
2	SP557659	Side panel - left, complete, stainless, 40 and 180 Models
2	SP557655	Side panel - left, complete, painted, 40 and 180 Models
2	SP557024	Side panel - left, complete, stainless, 55 and 240 Models
2	SP557020	Side panel - left, complete, painted, 55 and 240 Models
2	SP558875	Side panel - left, complete, stainless, 70 and 280 Models
2	SP558873	Side panel - left, complete, painted, 70 and 280 Models
3	SP547748	Front panel complete, stainless, 14, 20, 65 and 80 Models
3	SP547740	Front panel complete, painted, 14, 20, 65 and 80 Models
3	SP547750	Front panel complete - coin meter, stainless, 14, 20, 65 and 80 Models
3	SP547742	Front panel complete- coin meter, painted, 14, 20, 65 and 80Models
3	SP554243	Front panel complete - pump, stainless, 14, 20, 65 and 80 Models
3	SP554256	Front panel complete- pump, painted, 14, 20, 65 and 80 Models
3	SP554245	Front panel complete - pump+coin meter, stainless, 14, 20, 65 and 80 Models
3	SP554258	Front panel complete- pump+coin meter, painted, 14, 20, 65 and 80 Models
3	SP547752	Front panel complete, stainless, 25, 30, 105 and 135 Models
3	SP547744	Front panel complete, painted, 25, 30, 105 and 135 Models
3	SP547754	Front panel complete - coin meter, stainless, 25, 30, 105 and 135 Models
3	SP547746	Front panel complete- coin meter, painted, 25, 30, 105 and 135 Models
3	SP533280	Front panel complete, stainless, 40, 55, 70, 180, 240 and 280 Models
3	SP533211	Front panel complete, painted, 40, 55, 70, 180, 240 and 280 Models
3	SP533278	Front panel complete - coin meter, stainless, 40, 55, 70, 180, 240 and 280 Models
3	SP533213	Front panel complete – coin meter, painted, 40, 55, 70, 180, 240 and 280 Models
3	SP559107	Front panel complete Photomaton, stainless, 20 and 80 Models
3	SP559108	Front panel complete Photomaton, stainless, 40 and 180 Models
-	SP559110	Service cover complete for front panel Photomaton, 40 and 180 Models (not shown)
5	SP533381	Rear cover - lower, complete, 14, 20, 65 and 80 Models
5	SP533382	Rear cover - lower, complete, 25 and 105 Models
5	SP533383	Rear cover - lower, complete, 30 and 135 Models
5	SP533384	Rear cover - lower, complete, 40, 55, 70, 180, 240 and 280 Models
5	SP554326	Rear cover - lower, complete, for 2 drain valves, 70 and 280 Models

CABINET, HY, SY, UY, AF-NonBrand models (DRAWING 2 OF 3)

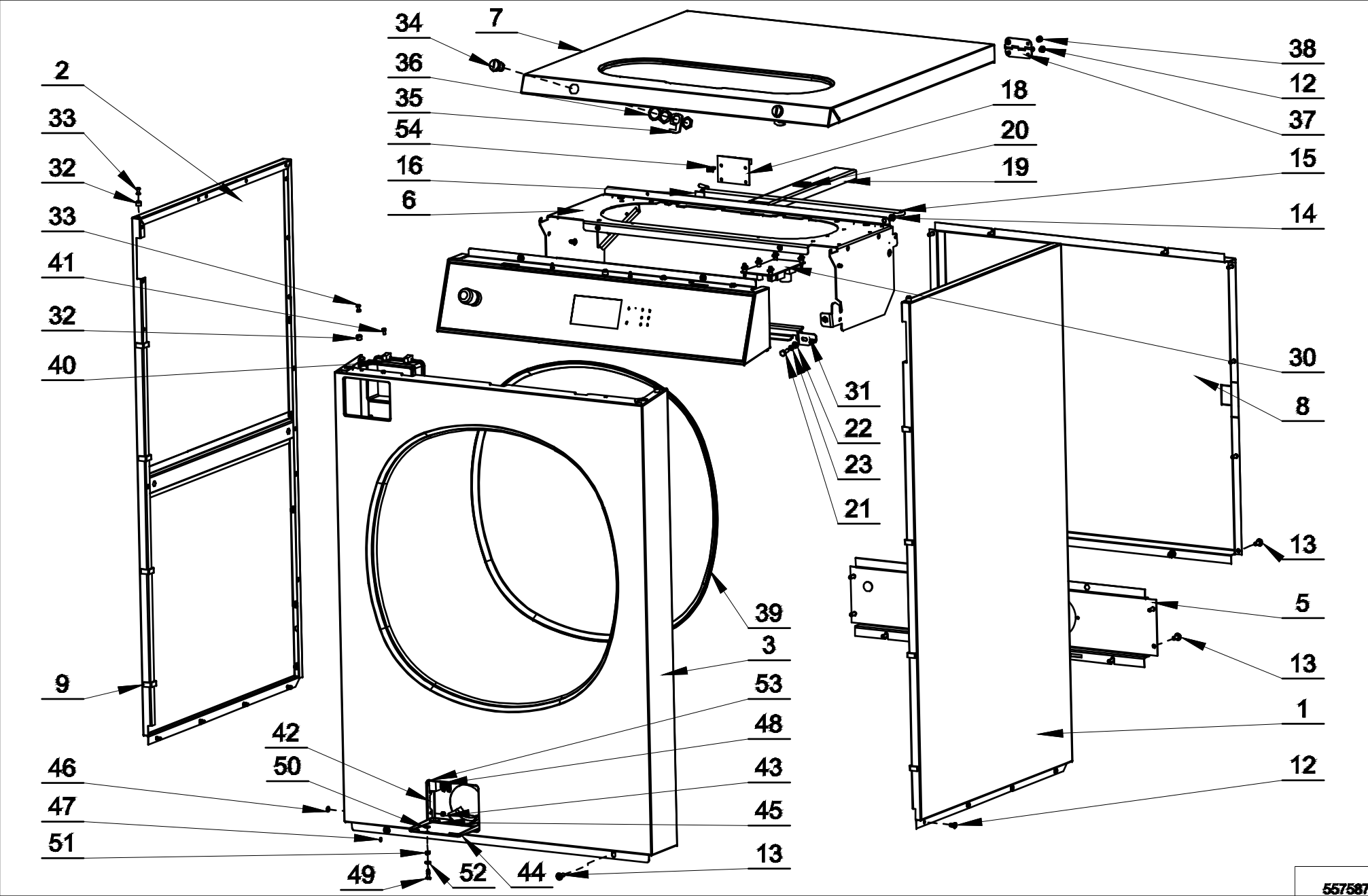


557587

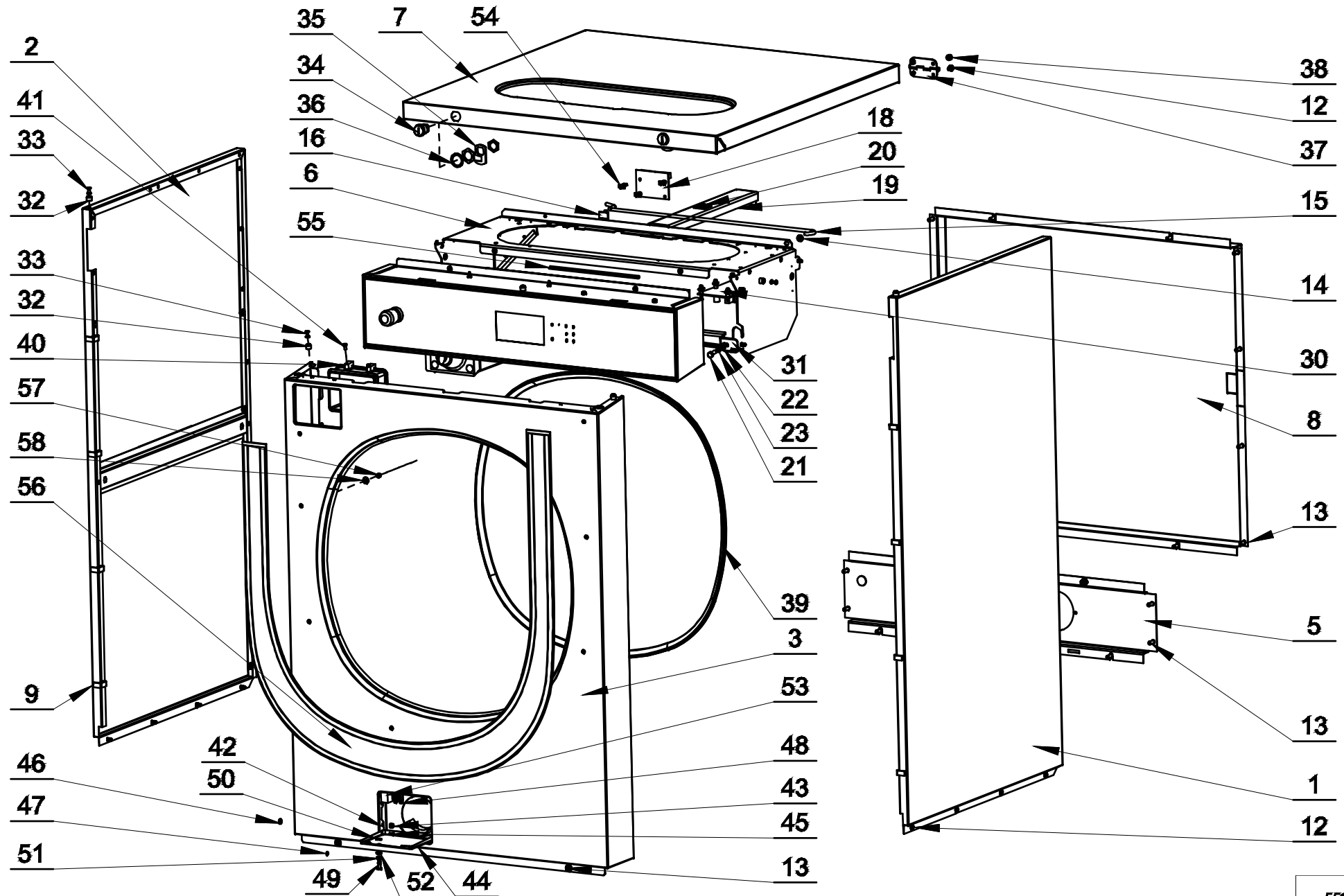
Cabinet, HY, SY, UY, AF-NonBrand models (Drawing 2 of 3): drawing nr. 557587

6	SP557603	Panel holder complete, 14, 20, 65 and 80 Models
6	SP557621	Panel holder complete, 25, 30, 105 and 135 Models
6	SP557623	Panel holder complete, 40, 55, 70, 180, 240 and 280 Models
7	SP558921	Top cover complete, 14 and 65 Models
7	SP557601	Top cover complete, 20 and 80 Models
7	SP559368	Top cover complete Photomaton, 20 and 80 Models
7	SP557645	Top cover complete, 25 and 105 Models
7	SP557637	Top cover complete, 30 and 135 Models
7	SP557639	Top cover complete, 40 and 180 Models
7	SP559369	Top cover complete Photomaton, 40 and 180 Models
7	SP557029	Top cover complete, 55 and 240 Models
7	SP557643	Top cover complete, 70 and 280 Models
8	SP533111	Rear cover, 14, 20, 65 and 80 Models
8	SP533143	Rear cover, 25, 30, 105 and 135 Models
8	SP547882	Rear cover, 40, 55, 70, 180, 240 and 280 Models
9	SP517232	Self-adhesive foam sealing
12	SP529206	Screw 4x11, 14, 20, 25, 30, 65, 80, 105 and 135 Models
12	SP555658	Bolt 6x16, 40, 55, 70, 180, 240 and 280 Models
13	SP555658	Bolt M6x16
14	SP273121005052	Cable passage 5x2
15	SP550133	Upper lid prop, 14 and 65 Models
15	SP533341	Upper lid prop, 20, 25, 30, 40, 55, 70, 80, 105, 135, 180, 240 and 280 Models
16	SPPRI551016250	Stick-on hook
18	SP553406	Modul for automatic door opening
19	SP547707	Top cover reinforcement, 25 and 105 Models
19	SP547704	Top cover reinforcement, 30 and 135 Models
19	SP547702	Top cover reinforcement, 40 and 180 Models
19	SP547703	Top cover reinforcement, 55 and 240 Models
19	SP557041	Top cover reinforcement, 70 and 280 Models
20	SP550115	Velcro fastener, 25, 30, 40, 55, 70, 105, 135, 180, 240 and 280 Models
21	SP309933000616	Bolt M6x16
22	SP311125000006	Washer 6.4
23	SP311127000006	Washer 6
30	SP553406	Modul for automatic door opening, CSA models
31	SP558879	Reinforcement, 14, 20, 65 and 80 Models
31	SP558880	Reinforcement, 25, 30, 105 and 135 Models
31	SP558881	Reinforcement, 40, 55, 70, 180, 240 and 280 Models
32	SP520408	Pin insertion
33	SP547779	Rivet with a crank 4x16.7
34	SP547527	Lock
34	SP559362	Lock Photomaton, 20, 40, 80 and 180 Models
-	SP550616	Key for lock (not shown), applicable for code 547527
35	SPPRI610002007	Small latch
36	SPPRI522000012	Washer 21x27x1
37	SP516832	Hinge
38	SP313250048103	Rivet with a crank 4.8x10
39	SP529068	Edge protection
40	SP533103	Ornamental plate coin vault
41	SP309084000408	Bolt M4x8
42	SP521553	Draining cover complete
43	SP313250004063	Rivet with a crank 4x6.3, 14, 20, 65 and 80 Models
44	SP521511	Cover for drain pump, stainless, 14, 20, 65 and 80 Models

CABINET, HY, SY, UY, AF-NonBrand models (DRAWING 3 OF 3)



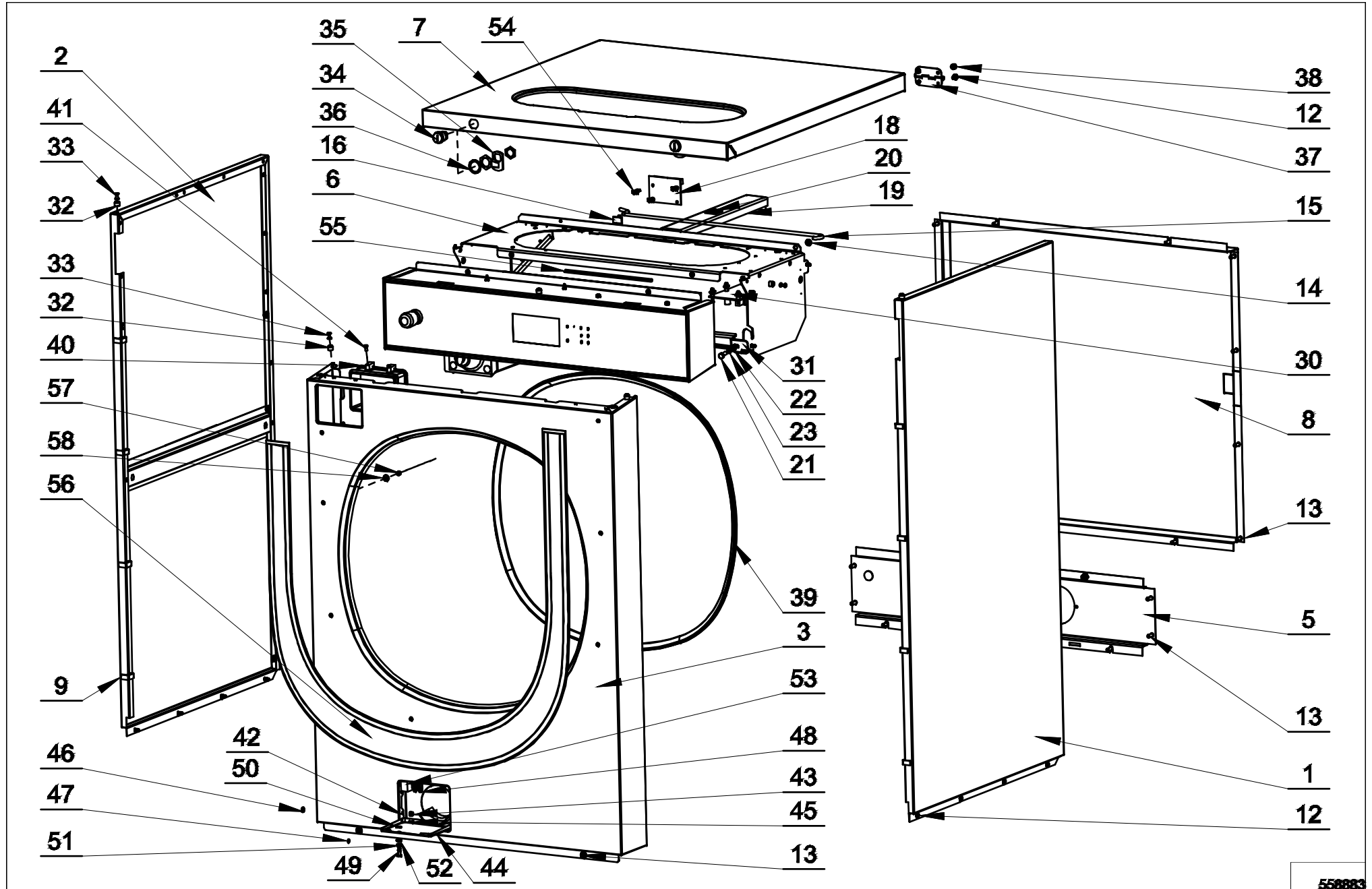
CABINET, IY, JLA, WMA, H models (DRAWING 1 OF 3)



558883

Cabinet, IY, JLA, WMA, H models (Drawing 1 of 3): drawing nr. 558883		
1	SP558919	Side panel - right, complete, stainless, IY models, 14 and 65 Models
1	SP558998	Side panel - right, complete, black, 14 and 65 Models
1	SP557627	Side panel - right, complete, stainless, IY models, 20 and 80 Models
1	SP558974	Side panel - right, complete, black, 20 and 80 Models
1	SP557631	Side panel - right, complete, stainless, IY models, 25 and 105 Models
1	SP558978	Side panel - right, complete, black, 25 and 105 Models
1	SP557653	Side panel - right, complete, stainless, IY models, 30 and 135 Models
1	SP558982	Side panel - right, complete, black, 30 and 135 Models
1	SP557661	Side panel - right, complete, stainless, IY models, 40 and 180 Models
1	SP558986	Side panel - right, complete, black, 40 and 180 Models
1	SP557025	Side panel - right, complete, stainless, IY models, 55 and 240 Models
1	SP558990	Side panel - right, complete, black, 55 and 240 Models
1	SP558877	Side panel - right, complete, stainless, IY models, 70 and 280 Models
1	SP558994	Side panel - right, complete, black, 70 and 280 Models
2	SP558917	Side panel - left, complete, stainless, IY models, 14 and 65 Models
2	SP558996	Side panel - left, complete, black, 14 and 65 Models
2	SP557625	Side panel - left, complete, stainless, IY models, 20 and 80 Models
2	SP558972	Side panel - left, complete, black, 20 and 80 Models
2	SP557629	Side panel - left, complete, stainless, IY models, 25 and 105 Models
2	SP558976	Side panel - left, complete, black, 25 and 105 Models
2	SP557651	Side panel - left, complete, stainless, IY models, 30 and 135 Models
2	SP558980	Side panel - left, complete, black, 30 and 135 Models
2	SP557659	Side panel - left, complete, stainless, IY models, 40 and 180 Models
2	SP558984	Side panel - left, complete, black, 40 and 180 Models
2	SP557024	Side panel - left, complete, stainless, IY models, 55 and 240 Models
2	SP558988	Side panel - left, complete, black, 55 and 240 Models
2	SP558875	Side panel - left, complete, stainless, IY models, 70 and 280 Models
2	SP558992	Side panel - left, complete, black, 70 and 280 Models
3	SP557052	Front panel complete, stainless, 14, 20, 65 and 80 Models
3	SP557053	Front panel complete - coin meter, stainless, 14, 20, 65 and 80 Models
3	SP557054	Front panel complete - pump, stainless, 14, 20, 65 and 80 Models
3	SP557055	Front panel complete - pump+coin meter, stainless, 14, 20, 65 and 80 Models
3	SP562722	Front panel complete, stainless, JLA, 20 and 80 Models
3	SP562723	Front panel complete- coin meter, stainless, JLA, 20 and 80 Models
3	SP557056	Front panel complete, stainless, 25, 30, 105 and 135 Models
3	SP557057	Front panel complete - coin meter, stainless, 25, 30, 105 and 135 Models
3	SP562724	Front panel complete, stainless, JLA, 25, 30, 105 and 135 Models
3	SP562725	Front panel complete- coin meter, stainless, JLA, 25, 30, 105 and 135 Models
3	SP557058	Front panel complete, stainless, 40, 55, 70, 180, 240 and 280 Models
3	SP557059	Front panel complete - coin meter, stainless, 40, 55, 70, 180, 240 and 280 Models
3	SP562726	Front panel complete, stainless, JLA, 40, 55, 70, 180, 240 and 280
3	SP562727	Front panel complete- coin meter, stainless, JLA, 40, 55, 70, 180, 240 and 280
5	SP533381	Rear cover - lower, complete, 14, 20, 65 and 80 Models
5	SP533382	Rear cover - lower, complete, 25 and 105 Models
5	SP533383	Rear cover - lower, complete, 30 and 135 Models
5	SP533384	Rear cover - lower, complete, 40, 55, 70, 180, 240 and 280 Models
5	SP554326	Rear cover - lower, complete, for 2 drain valves, 70 and 280 Models
6	SP560301	Panel holder complete, 14, 20, 65 and 80 Models
6	SP560302	Panel holder complete, 25, 30, 105 and 135 Models
6	SP560303	Panel holder complete, 40, 55, 70, 180, 240 and 280 Models
7	SP558966	Top cover complete, 14 and 65 Models
7	SP558889	Top cover complete, 20 and 80 Models

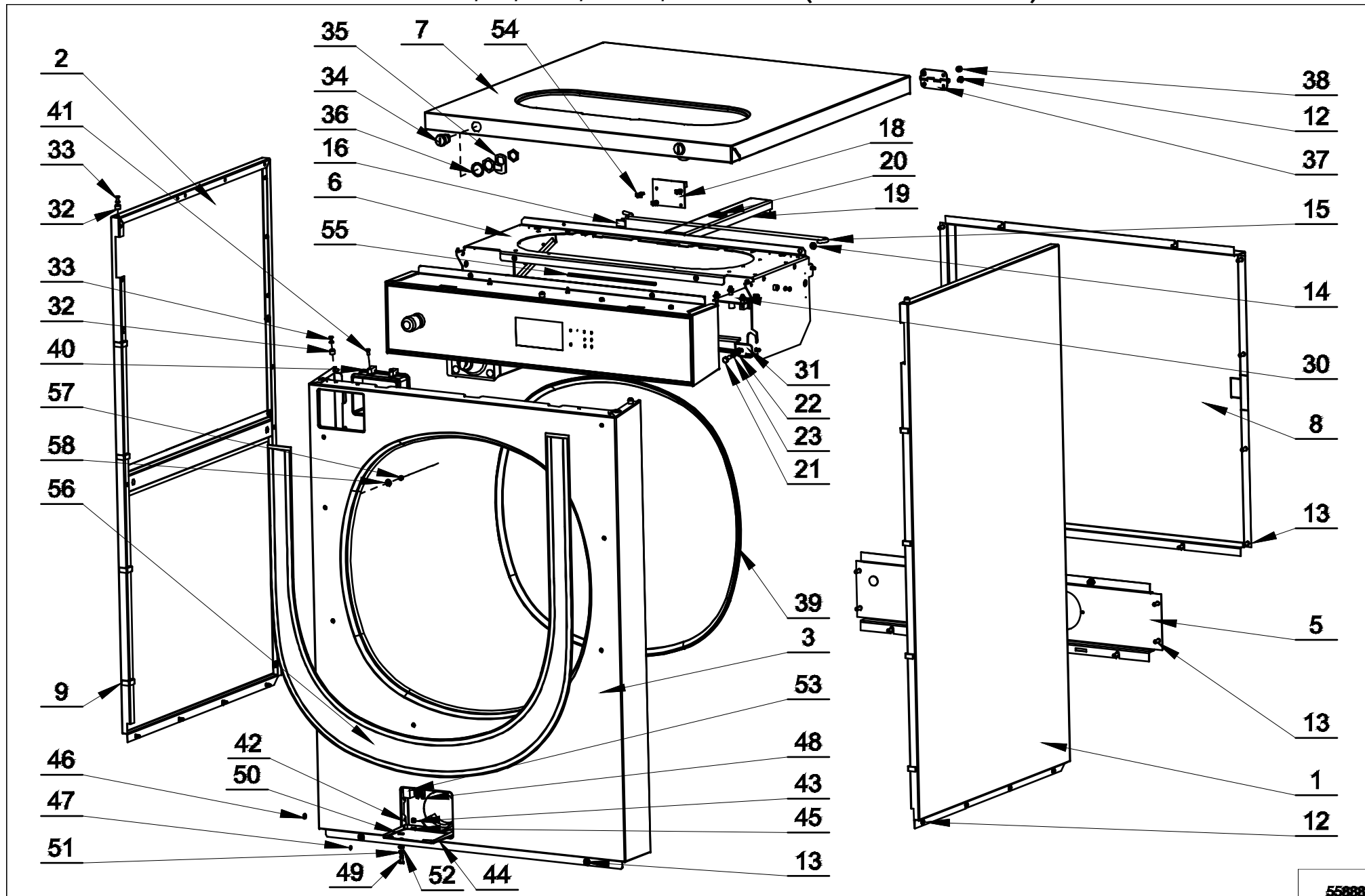
CABINET, IY, JLA, WMA, H models (DRAWING 2 OF 3)



558883

Cabinet, IY, JLA, WMA, H models (Drawing 2 of 3): drawing nr. 558883		
7	SP558898	Top cover complete, 25 and 105 Models
7	SP558902	Top cover complete, 30 and 135 Models
7	SP558909	Top cover complete, 40 and 180 Models
7	SP558937	Top cover complete, 55 and 240 Models
7	SP558964	Top cover complete, 70 and 280 Models
8	SP533111	Rear cover, 14, 20, 65 and 80 Models
8	SP533143	Rear cover, 25, 30, 105 and 135 Models
8	SP547882	Rear cover, 40, 55, 70, 180, 240 and 280 Models
9	SP517232	Self-adhesive foam sealing
12	SP529206	Bolt 4x11, 14, 20, 25, 30, 65, 80, 105 and 135 Models
12	SP555658	Bolt 6x16, 40, 55, 70, 180, 240 and 280 Models
13	SP555658	Bolt M6x16
14	SP273121005052	Cable passage 5x2
15	SP533341	Upper lid prop, 20, 25, 30, 40, 55, 70, 80, 105, 135, 180, 240 and 280 Models
15	SP550133	Upper lid prop, 14 and 65 Models
16	SPPRI551016250	Stick-on hook
18	SP553406	Modul for automatic door opening
19	SP547707	Top cover reinforcement, 25 and 105 Models
19	SP547704	Top cover reinforcement, 30 and 135 Models
19	SP547702	Top cover reinforcement, 40 and 180 Models
19	SP547703	Top cover reinforcement, 55 and 240 Models
19	SP557041	Top cover reinforcement, 70 and 280 Models
20	SP550115	Velcro fastener, 25, 30, 40, 55, 70, 105, 135, 180, 240 and 280 Models
21	SP309933000616	Bolt M6x16
22	SP311125000006	Washer 6.4
23	SP311127000006	Washer 6
30	SP553406	Modul for automatic door opening, CSA models
31	SP558943	Reinforcement, 14, 20, 65 and 80 Models
31	SP558944	Reinforcement, 25, 30, 105 and 135 Models
31	SP558945	Reinforcement, 40, 55, 70, 180, 240 and 280 Models
32	SP520408	Pin insertion
33	SP547779	Rivet with a crank 4x16.7
34	SP547527	Lock
-	SP550616	Key for lock (not shown), applicable for code 547527
35	SPPRI610002007	Small latch
36	SPPRI522000012	Washer 21x27x1
37	SP516832	Hinge
38	SP313250048103	Rivet with a crank 4.8x10
39	SP529068	Edge protection
40	SP533103	Ornamental plate coin vault
41	SP309084000408	Bolt M4x8
42	SP521553	Draining cover complete
43	SP313250004063	Rivet with a crank 4x6.3, 14, 20, 65 and 80 Models
44	SP521511	Cover for drain pump, stainless, 14, 20, 65 and 80 Models
45	SP521706	Rivet half ball head 3x8, 14, 20, 65 and 80 Models
46	SPPRI247000013	Washer, 14, 20, 65 and 80 Models
47	SP527021	Plastic washer M3, 14, 20, 65 and 80 Models
48	SP527083	Latch stainless steel, 14, 20, 65 and 80 Models
49	SP527084	Securing bolt stainless steel, 14, 20, 65 and 80 Models
50	SP527085	Securing ring stainless steel, 14, 20, 65 and 80 Models
51	SP527086	Spring stainless steel, 14, 20, 65 and 80 Models
52	SP527087	Washer nylon white, 14, 20, 65 and 80 Models

CABINET, IY, JLA, WMA, H models (DRAWING 3 OF 3)

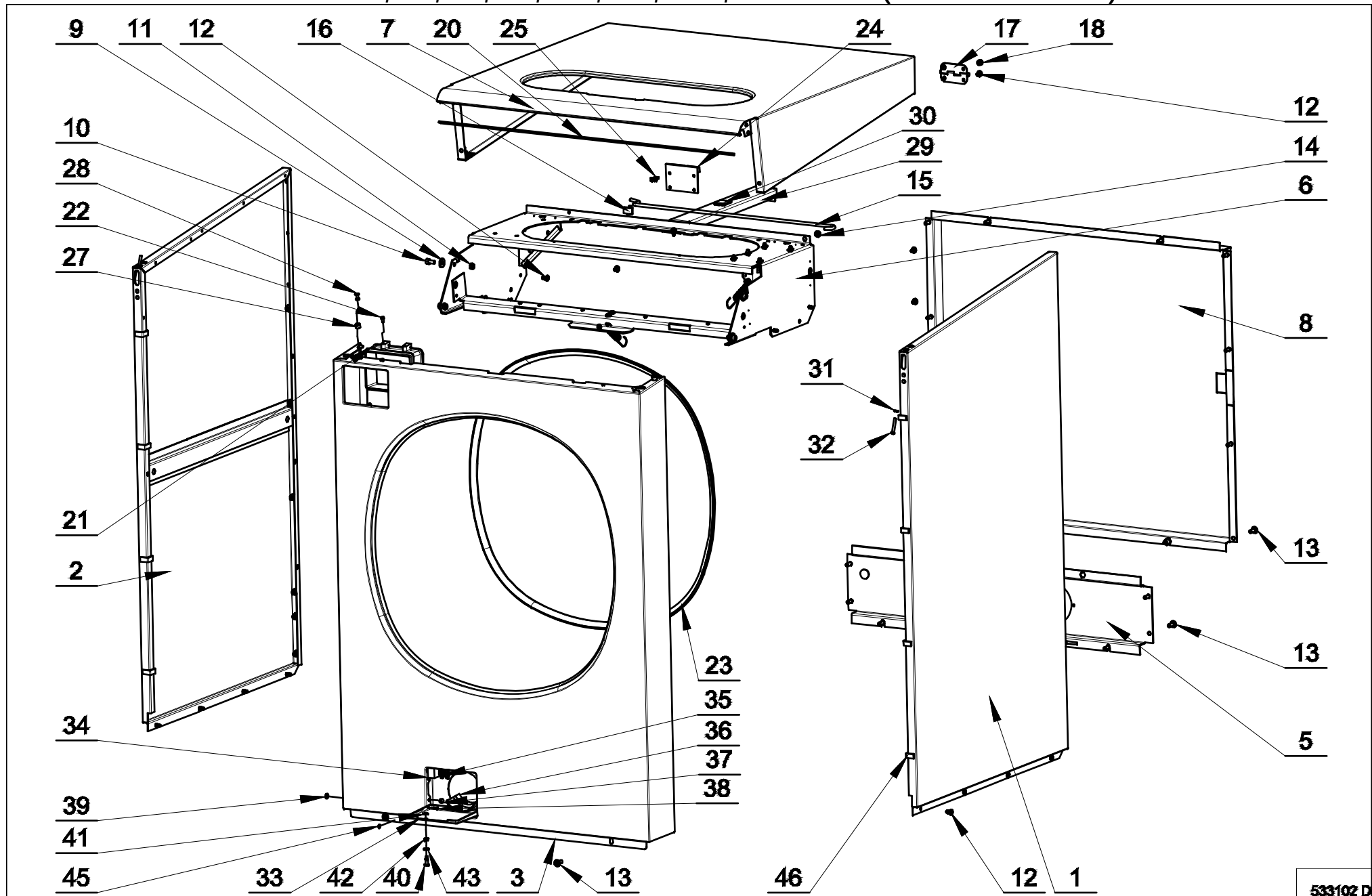


558883

Cabinet, IY, JLA, WMA, H models (Drawing 3 of 3): drawing nr. 558883

[illegible]

CABINET, AF, FX, HX, QW, SW, PYN, PY models (DRAWING 1 OF 3)

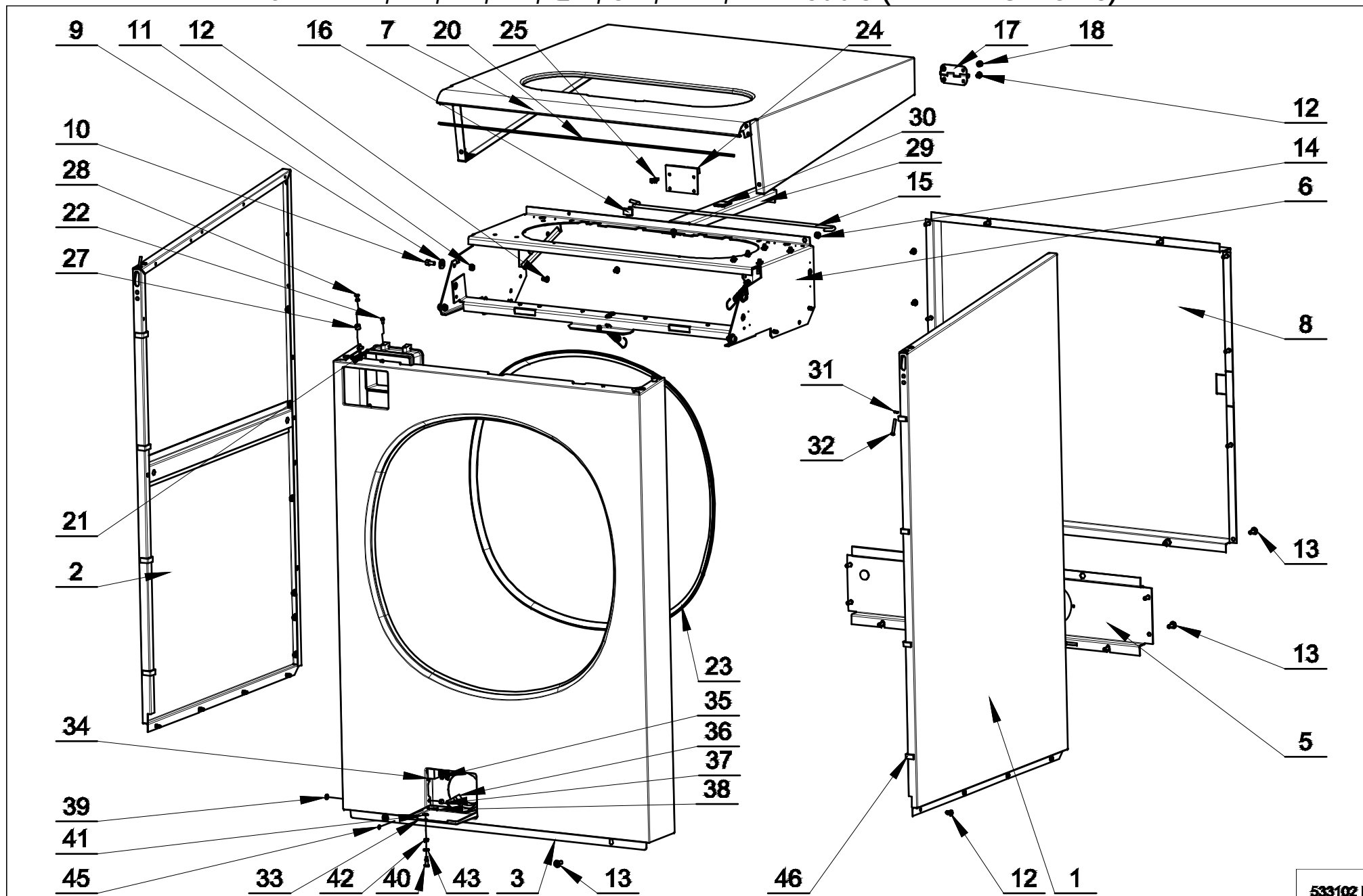


533102 D

Cabinet, AF, FX, HX, QW, SW, PYN, PY models (Drawing 1 of 3): drawing nr. 533102D

1	SP550336	Side panel - right, complete, painted, 14 and 65 Models
1	SP550360	Side panel - right, complete, stainless, 14 and 65 Models
1	SP550316	Side panel - right, complete, painted, 20 and 80 Models
1	SP550340	Side panel - right, complete, stainless, 20 and 80 Models
1	SP550318	Side panel - right, complete, painted, 25 and 105 Models
1	SP550344	Side panel - right, complete, stainless, 25 and 105 Models
1	SP550324	Side panel - right, complete, painted, 30 and 135 Models
1	SP550348	Side panel - right, complete, stainless, 30 and 135 Models
1	SP550328	Side panel - right, complete, painted, 40 and 180 Models
1	SP550352	Side panel - right, complete, stainless, 40 and 180 Models
1	SP550332	Side panel - right, complete, painted, 55 and 240 Models
1	SP550356	Side panel - right, complete, stainless, 55 and 240 Models
1	SP533691	Side panel - right, complete, painted, 70 and 280 Models
1	SP555477	Side panel - right, complete, stainless, 70 and 280 Models
1	-	For coloured version, please specify the code of the painted part and the colour required.
2	SP550334	Side panel - left, complete, painted, 14 and 65 Models
2	SP550358	Side panel - left, complete, stainless, 14 and 65 Models
2	SP550313	Side panel - left, complete, painted, 20 and 80 Models
2	SP550338	Side panel - left, complete, stainless, 20 and 80 Models
2	SP550320	Side panel - left, complete, painted, 25 and 105 Models
2	SP550342	Side panel - left, complete, stainless, 25 and 105 Models
2	SP550322	Side panel - left, complete, painted, 30 and 135 Models
2	SP550346	Side panel - left, complete, stainless, 30 and 135 Models
2	SP550326	Side panel - left, complete, painted, 40 and 180 Models
2	SP550350	Side panel - left, complete, stainless, 40 and 180 Models
2	SP550330	Side panel - left, complete, painted, 55 and 240 Models
2	SP550354	Side panel - left, complete, stainless, 55 and 240 Models
2	SP533694	Side panel - left, complete, painted, 70 and 280 Models
2	SP555475	Side panel - left, complete, stainless, 70 and 280 Models
2	-	For coloured version, please specify the code of the painted part and the colour required.
3	SP547740	Front panel complete, painted, 14, 20, 65 and 80 Models
3	SP547742	Front panel complete - coin meter, painted, 14, 20, 65 and 80 Models
3	SP547748	Front panel complete, stainless, 14, 20, 65 and 80 Models
3	SP547750	Front panel complete - coin meter, stainless, 14, 20, 65 and 80 Models
3	SP554256	Front panel complete - drain pump, painted, 14, 20, 65 and 80 Models
3	SP554258	Front panel complete for coin meter and drain pump, painted, 14, 20, 65 and 80 Models
3	SP554243	Front panel complete for drain pump, stainless, 14, 20, 65 and 80 Models
3	SP554245	Front panel complete for coin meter and drain pump, stainless, 14, 20, 65 and 80 Models
3	SP547744	Front panel complete, painted, 25, 30, 105 and 135 Models
3	SP547746	Front panel complete - coin meter, painted, 25, 30, 105 and 135 Models
3	SP547752	Front panel complete, stainless, 25, 30, 105 and 135 Models
3	SP547754	Front panel complete - coin meter, stainless, 25, 30, 105 and 135 Models
3	SP533211	Front panel complete, painted, 40, 55, 70, 180, 240 and 280 Models
3	SP533213	Front panel complete - coin meter, painted, 40, 55, 70, 180, 240 and 280 Models
3	SP533280	Front panel, stainless, 40, 55, 70, 180, 240 and 280 Models
3	SP533278	Front panel complete - coin meter, stainless, 40, 55, 70, 180, 240 and 280 Models
3	-	For coloured version, please specify the code of the painted part and the colour required.
5	SP533381	Rear cover - lower, complete, 14, 20, 65 and 80 Models
5	SP533382	Rear cover - lower, complete, 25 and 105 Models
5	SP533383	Rear cover - lower, complete, 30 and 135 Models
5	SP533384	Rear cover - lower, complete, 40, 55, 70, 180, 240 and 280 Models
6	SP533257	Panel holder complete, 14, 20, 65 and 80 Models

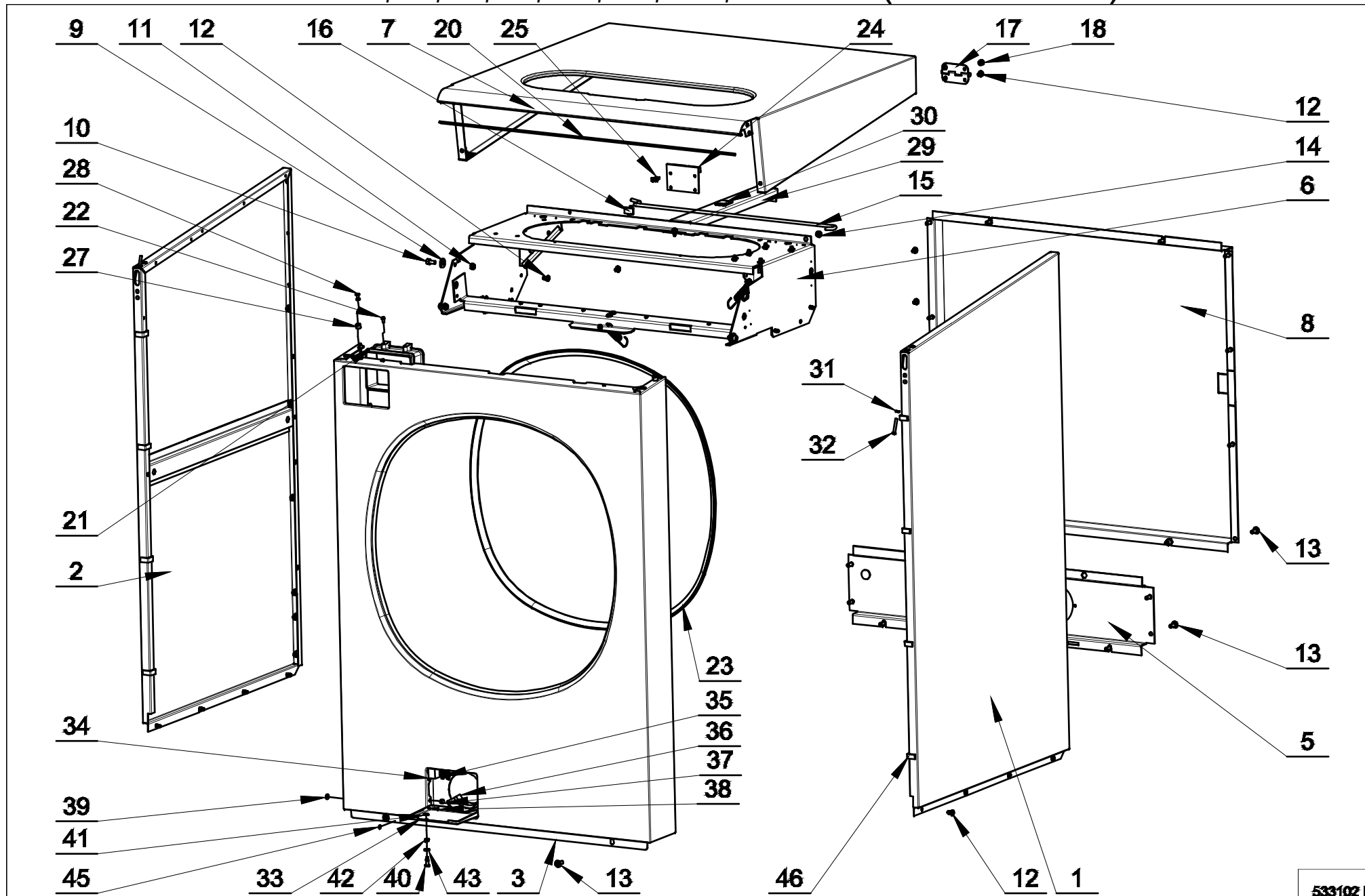
CABINET, AF, FX, HX, QW, SW, PYN, PY models (DRAWING 2 OF 3)



533102 D

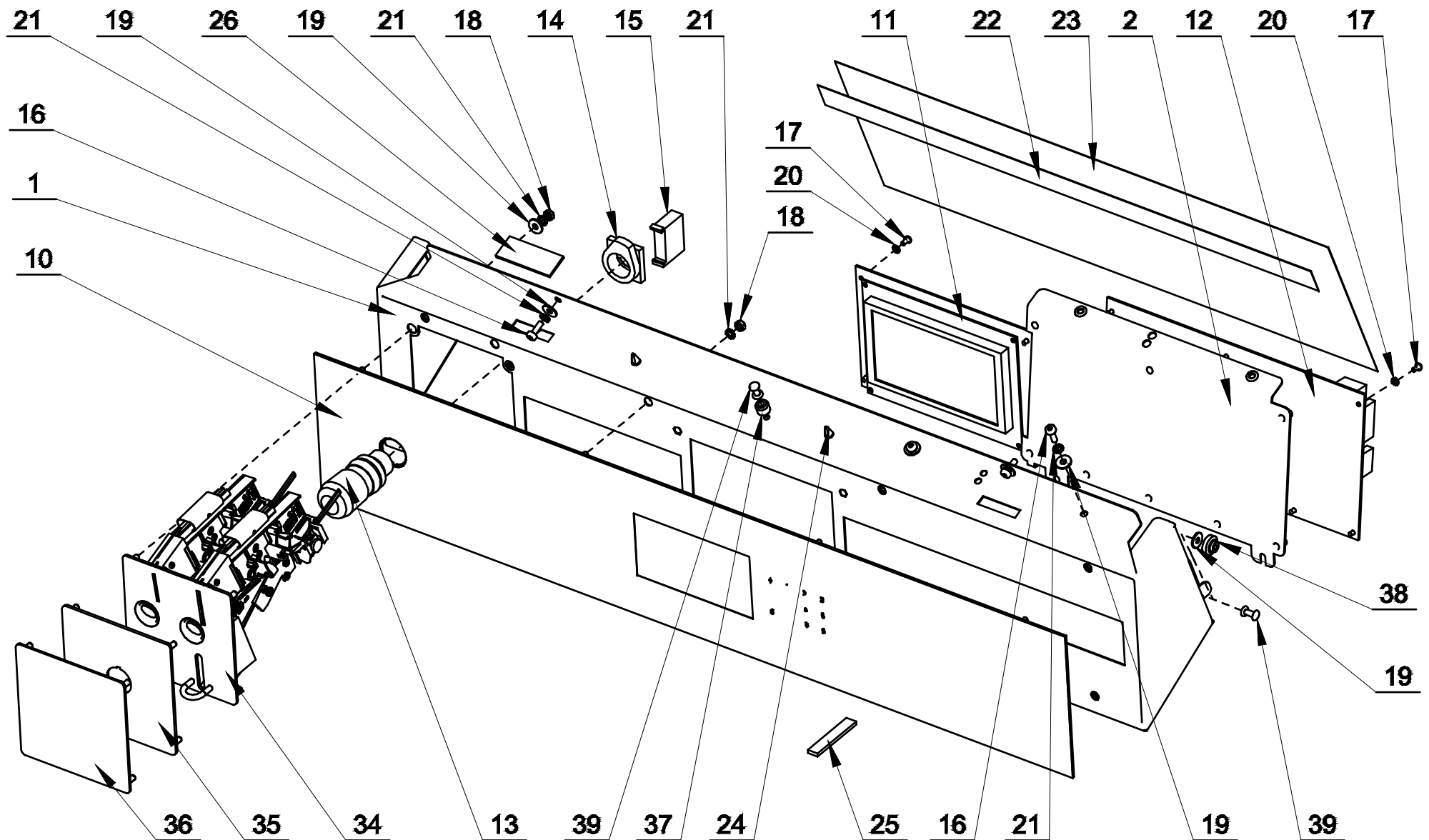
Cabinet, AF, FX, HX, QW, SW, PYN, PY models (Drawing 2 of 3): drawing nr. 533102D		
6	SP533293	Panel holder complete, 25, 30, 105 and 135 Models
6	SP533296	Panel holder complete, 40, 55, 70, 180, 240 and 280 Models
7	SP550311	Top cover complete, AF, FX, HX, PYN, PY models, 14 and 65 Models
7	SP550300	Top cover complete, AF, FX, HX, PYN, PY models, 20 and 80 Models
7	SP550303	Top cover complete, AF, FX, HX, PYN, PY models, 25 and 105 Models
7	SP550305	Top cover complete, AF, FX, HX, PYN, PY models, 30 and 135 Models
7	SP550307	Top cover complete, AF, FX, HX, PYN, PY models, 40 and 180 Models
7	SP550309	Top cover complete, AF, FX, HX, PYN, PY models, 55 and 240 Models
7	SP533635	Top cover complete, AF, FX, HX, PYN, PY models, 70 and 280 Models
7	SP551996	Top cover complete, QW, SW models, 14 and 65 Models
7	SP551993	Top cover complete, QW, SW models, 20 and 80 Models
7	SP551994	Top cover complete, QW, SW models, 25 and 105 Models
7	SP551995	Top cover complete, QW, SW models, 30 and 135 Models
7	SP555668	Top cover complete, QW, SW models, 40 and 180 Models
7	SP555670	Top cover complete, QW, SW models, 55 and 240 Models
7	SP555672	Top cover complete, QW, SW models, 70 and 280 Models
8	SP533111	Rear cover, 14, 20, 65 and 80 Models
8	SP533143	Rear cover, 25, 30, 105 and 135 Models
8	SP547882	Rear cover, 40, 55, 70, 180, 240 and 280 Models
9	SP311902100006	Washer 6
10	SP506431	Bolt M6x12
11	SP310985000006	Nut M6
12	SP529206	Screw 4x11
13	SP555658	Bolt M6x16
14	SP273121005052	Cable passage 5x2
15	SP533341	Upper lid prop, 20, 25, 30, 40, 55, 70, 80, 105, 135, 180, 240 and 280 Models
15	SP550133	Upper lid prop, 14 and 65 Models
16	SPPRI551016250	Stick-on hook
17	SP516832	Hinge
18	SP313250048103	Rivet with a crank 4.8x10
20	SP284000012003	Self-adhesive tape
21	SP533103	Ornamental plate coin vault
22	SP309084000408	Bolt M4x8
23	SP529068	Edge protection
24	SP553406	Modul for automatic door opening
25	SPPRI326002004	Holder
27	SP520408	Pin insertion
28	SP547779	Rivet with a crank 4x16,7
29	SP547707	Top cover reinforcement, 25 and 105 Models
29	SP547704	Top cover reinforcement, 30 and 135 Models
29	SP547702	Top cover reinforcement, 40 and 180 Models
29	SP547703	Top cover reinforcement, 55 and 240 Models
29	SP555407	Top cover reinforcement, 70 and 280 Models
30	SP550115	Velcro fastener, 25, 30, 40, 55, 70, 105, 135, 180, 240 and 280 Models
31	SP311679800004	Washer with external teeth M4
32	SP550482	Bolt M4x25
33	SP521511	Cover for drain pump, 14, 20, 65 and 80 Models
34	SP527088	Foam rubber profile 15x30, 14, 20, 65 and 80 Models
35	SP527083	Latch stainless steel, 14, 20, 65 and 80 Models
36	SP522450	Foam rubber profile 15x6, 14, 20, 65 and 80 Models
37	SP313250004063	Rivet with a crank 4x6,3, 14, 20, 65 and 80 Models
38	SP521706	Rivet half ball head 3x8, 14, 20, 65 and 80 Models

CABINET, AF, FX, HX, QW, SW, PYN, PY models (DRAWING 3 OF 3)



533102 D

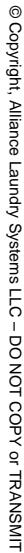
CONTROL PANEL, HY, SY, UY, AF-NonBrand models (DRAWING 1 OF 3)



558961

Control panel, HY, SY, UY, AF-NonBrand models (Drawing 1 of 3): drawing nr. 558961		
1	SP557599	Control panel, (OPL – HY, SY, UYmodels; COIN – SY models), 14, 20, 65 and 80 Models
1	SP557614	Control panel, (OPL – HY, SY, UYmodels; COIN – SY models), 25, 30, 105 and 135 Models
1	SP557585	Control panel, (OPL – HY, SY, UYmodels; COIN – SY models), 40, 55, 70, 180, 240 and 280 Models
2	SP557616	Programmer holder – complete, 14, 20, 65 and 80 Models
2	SP557618	Programmer holder – complete, 25, 30, 40, 55, 70, 105, 135, 180, 240 and 280 Models
10	SP557579	Keyboard, OPL, UY models, 14, 20, 65 and 80 Models
10	SP557573	Keyboard, OPL, SY models, 14, 20, 65 and 80 Models
10	SP557574	Keyboard, COIN, SY models, 14, 20, 65 and 80 Models
10	SP557582	Keyboard, OPL, HY models, 14, 20, 65 and 80 Models
10	SP547022	Keyboard black, OPL, Xcontrol Plus, AF-NonBrand models, 14, 20, 65 and 80 Models
10	SP547021	Keyboard black, OPL, Xcontrol, AF-NonBrand models, 14, 20, 65 and 80 Models
10	SP547019	Keyboard black, COIN, Xcontrol, AF-NonBrand models, 14, 20, 65 and 80 Models
10	SP547020	Keyboard black, CPS, Xcontrol, AF-NonBrand models, 14, 20, 65 and 80 Models
10	SP557580	Keyboard, OPL, UY models, 25, 30, 105 and 135 Models
10	SP557575	Keyboard, OPL, SY models 25, 30, 105 and 135 Models
10	SP557576	Keyboard, COIN, SY models, 25, 30, 105 and 135 Models
10	SP557583	Keyboard, OPL, HY models, 25, 30, 105 and 135 Models
10	SP547026	Keyboard black, OPL, Xcontrol Plus, AF-NonBrand models, 25, 30, 105 and 135 Models
10	SP547025	Keyboard black, OPL, Xcontrol, AF-NonBrand models, 25, 30, 105 and 135 Models
10	SP547023	Keyboard black, COIN, Xcontrol, AF-NonBrand models, 25, 30, 105 and 135 Models
10	SP547024	Keyboard black, CPS, Xcontrol, AF-NonBrand models, 25, 30, 105 and 135 Models
10	SP557581	Keyboard, OPL, UY models, 40, 55, 70, 180, 240 and 280 Models
10	SP557577	Keyboard, OPL, SY models, 40, 55, 70, 180, 240 and 280 Models
10	SP557578	Keyboard, COIN, SY models, 40, 55, 70, 180, 240 and 280 Models
10	SP557584	Keyboard, OPL, HY models, 40, 55, 70, 180, 240 and 280 Models
10	SP547030	Keyboard black, OPL, Xcontrol Plus, AF-NonBrand models, 40, 55, 70, 180, 240 and 280 Models
10	SP547029	Keyboard black, OPL, Xcontrol, AF-NonBrand models, 40, 55, 70, 180, 240 and 280 Models
10	SP547027	Keyboard black, COIN, Xcontrol, AF-NonBrand models, 40, 55, 70, 180, 240 and 280 Models
10	SP547028	Keyboard black, CPS, Xcontrol, AF-NonBrand models, 40, 55, 70, 180, 240 and 280 Models
11	SP553412	Control board (MC7) - processor part
11	SP553411	Control board (MC7) – processor part, AF-NonBrand models
12	SP553405	Control board (MC7) - power part
-	SP547005	Boards interconnection cable
13	SP528310	Emergency stop knob, OPL
-	SP520032	Emergency stop wiring, OPL, (not shown)
14	SP528311	Connecting piece of emergency stop, OPL
15	SP528312	Switching unit
16	SP555504	Bolt M4x12
17	SP309798500306	Bolt M3x6
18	SP310934000004	Nut M4
19	SP311902100004	Washer M4
20	SP311679800003	Washer with external teeth M3
21	SP311679800004	Washer with external teeth M4
22	SP510846	Self-adhesive tape
23	SPPRI543000004	Plastic cover of the programming device
24	SP528313	Cable holder
25	SP284000012003	Self-adhesive tape
26	SPMEC001410	Selfsticking rubber
34	SP547601	Coin meter for "5K" jeton
34	SP547602	Coin meter for "7K" jeton
34	SP547603	Coin meter for "10K" jeton
34	SP547604	Coin meter for "12K" jeton

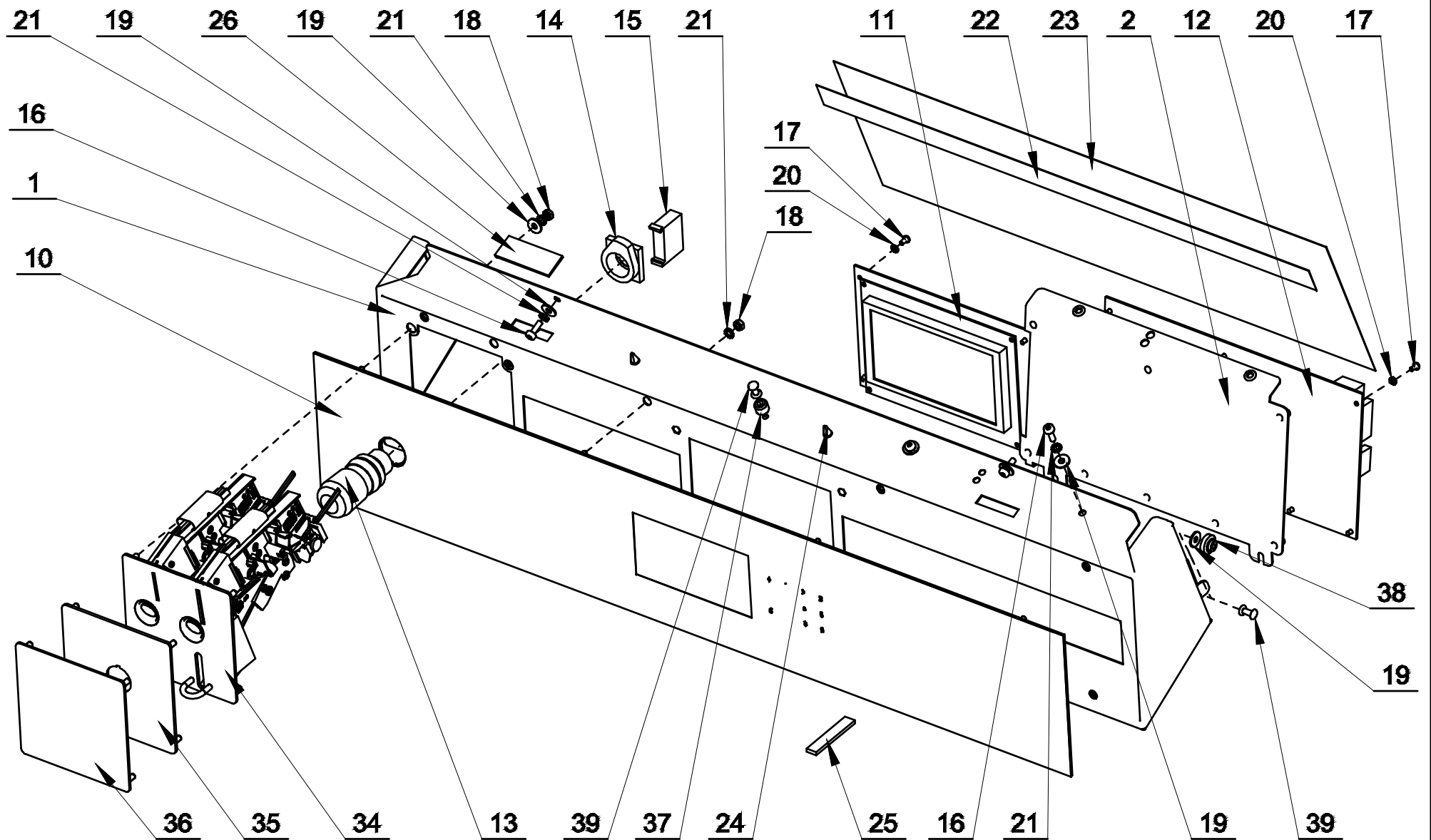
D1617R4



Control panel, HY, SY, UY, AF-NonBrand models (Drawing 2 of 3): drawing nr. 558961

34	SP547605	Coin meter for "15K" jeton
34	SP547606	Coin meter for "D" jeton
34	SP547648	Coin meter for 0.05EUR
34	SP547638	Coin meter for 0.2EUR
34	SP547616	Coin meter for 0.5EUR
34	SP547614	Coin meter for 1EUR
34	SP547647	Coin meter for 2EUR
34	SP547622	Coin meter for 0.2EUR + 0.5EUR
34	SP547639	Coin meter for 0.2EUR + 1EUR
34	SP547617	Coin meter for 0.5EUR + 1EUR
34	SP547656	Coin meter for 0.5EUR + 2EUR
34	SP547631	Coin meter for 1EUR + 2EUR
34	SP547652	Coin meter for "7K" + "D" jeton
34	SP547666	Coin meter for "7K" jeton and 2EUR
34	SP547665	Coin meter for "D" jeton and 2EUR
34	SP547600	Coin meter for 1AUD + 20C
34	SP547607	Coin meter for 1POND + 20PC
34	SP547608	Coin meter for 1POND + 50PC
34	SP547609	Coin meter for 100YEN
34	SP547610	Coin meter for 500JPY + 100JPY
34	SP547611	Coin meter for 5DKK
34	SP547612	Coin meter for 20DKK
34	SP547613	Coin meter for 5ILS + 1ILS
34	SP547615	Coin meter for 1MYR
34	SP547618	Coin meter for 1DKK + 5DKK
34	SP547619	Coin meter for 10NOK + 20NOK
34	SP547620	Coin meter for 2DKK + 5DKK
34	SP547621	Coin meter for 5NOK
34	SP547623	Coin meter for 1NZD + 2 NZD
34	SP547624	Coin meter for 10 NOK
34	SP547625	Coin meter for 10NT + 50NT
34	SP547626	Coin meter for 2DKK
34	SP547627	Coin meter for "Lucky Winner" jeton
34	SP547628	Coin meter for 10TWD
34	SP547629	Coin meter for 10CZK + 20CZK
34	SP547630	Coin meter for "7K Equipos Par Lavar" jeton
34	SP547632	Coin meter for Elektronik EMP500.12v5 for Euro + GBP
34	SP547634	Coin meter for 500WON
34	SP547635	Coin meter for 0.25USD
34	SP547636	Coin meter for 1AUD + 2AUD
34	SP547637	Coin meter for 5DK + 10DK
34	SP547640	Coin meter for "Sun Wash" jeton
34	SP547641	Coin meter for 2DK + 10DK
34	SP547642	Coin meter for 1AUD
34	SP547643	Coin meter for 1CHF
34	SP547644	Coin meter for 5NOK + 10NOK
34	SP547645	Coin meter for 1 "TopMos" jeton + 1 "LEV" jeton
34	SP547646	Coin meter for 1 "Vendo" jeton
34	SP547649	Coin meter for 1 jeton
34	SP547650	Electronic coin meter EMP 500.12 v4, Moroccan currency
34	SP547651	Coin meter for 20 penny
34	SP547653	Coin meter for 1 "Wascator" jeton, jeton diameter 22.2 mm

CONTROL PANEL, HY, SY, UY, AF-NonBrand models (DRAWING 3 OF 3)

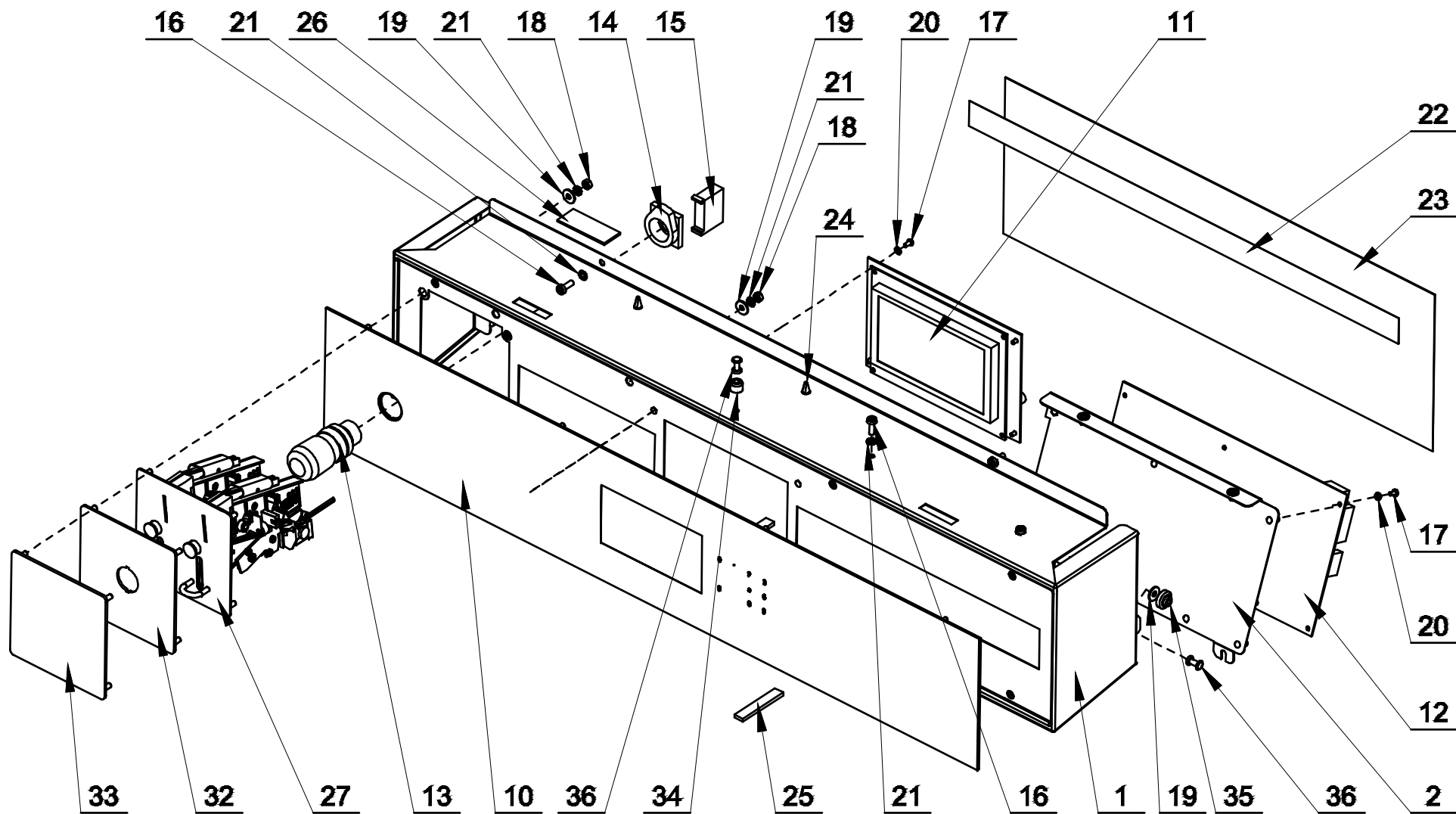


558961

Control panel, HY, SY, UY, AF-NonBrand models (Drawing 3 of 3): drawing nr. 558961

34	SP547654	Coin meter for 1 "Unibel" jeton, jeton diameter 18.55mm
34	SP547655	Coin meter for 1 jeton 10K (IPSO)
34	SP547657	Coin meter for 50HUF + 100HUF
34	SP547658	Coin meter for 1 jeton without coining, jeton diameter 20 mm
34	SP547659	Coin meter for 1 "Volund" jeton, jeton diameter 22.5 mm
34	SP547660	Coin meter for 1 "Wascator" jeton, jeton diameter 19mm
34	SP547661	Coin meter for 1 Miele jeton
34	SP547662	Coin meter for 1 jeton without coining, jeton diameter 26 mm
34	SP547663	Coin meter for three-groove jeton, jeton diameter 27mm
34	SP547664	Coin meter for three-groove jeton, jeton diameter 25mm
34	SP537996	Coin meter for "Top-Mosr" jeton
34	SP547667	Coin meter for "Milano Italy" jeton
34	SP547668	Coin meter for 5PLN + 1PLN
34	SP547669	Coin meter for two-grooves jeton, jeton diameter 27mm
34	SP547670	Coin meter for "A.S.A.R.D." jeton, jeton diameter 25.8mm
34	SP547671	Coin meter for 20CZK
34	SP547672	Coin meter for jeton "Electrolux ASARD", jeton diameter 22.3mm
34	SP547673	Coin meter for jeton "Laundromatic Belgium", jeton diameter 22.3mm
34	SP547674	Coin meter for 1SGD
34	SP547675	Coin meter for jeton "Asard Wascator", jeton diameter 19.9mm
34	SP555502	Coin meter for "Easy Games" jeton
34	SP555543	Coin meter for "Brev.C" jeton
34	SP555546	Coin meter for 50 Malaysian cent
34	SP555549	Coin meter for "Flat Polis" jeton
34	SP555550	Coin meter for "Butzi Wash" jeton
34	SP555578	Coin meter for 1SGD, (new Singapore dollar)
34	SP555558	Coin meter for customer copper without grooves jeton
34	SP556117	Coin meter for Electronic EMP500.12v5 New / Old Singapore dolar
34	SP555666	Coin meter for 2x50 Malaysian cent
34	SP555686	Coin meter for Electronic EMP500.12v5 for EUR + "Gettone" jeton
34	SP555559	Coin meter for "Speedy Matic" jeton
34	SP555579	Coin meter for Was-Salon Lavoit jeton
34	SP560742	Coin meter electronic for CZK+jeton 7K
34	SP560744	Coin meter electronic for Dobi Ekspres jeton
34	SP559948	Coin meter for Euro+Jetonvale Por Un Lavado+Gettone
34	SP560089	Coin meter for STD 118-1 jeton
34	SP560082	Coin meter for 5k IPSO jeton
34	SP560083	Coin meter for 7k IPSO jeton
34	SP560084	Coin meter for 10k IPSO jeton
34	SP560085	Coin meter for 12k IPSO jeton
34	SP560086	Coin meter for 15k IPSO jeton
34	SP561378	Coin meter for 10 Moroccan Dirham
34	SP560072	Electronic coin meter EMP500.12v5 forUSD+CAD
34	SP560073	Coin meter for 0,25USD / 1USD
34	-	Other coin meters – on request
-	SP520033	Emergency stop interconnection, COIN, (not shown)
35	SP558929	Coin meter covering plate, black, SY models
36	SP558930	Covering plate for CPS, black, SY models
37	SP520408	Pin insertion
38	SP550113	Leading pin
39	SP547779	Rivet with a crank 4x16.7

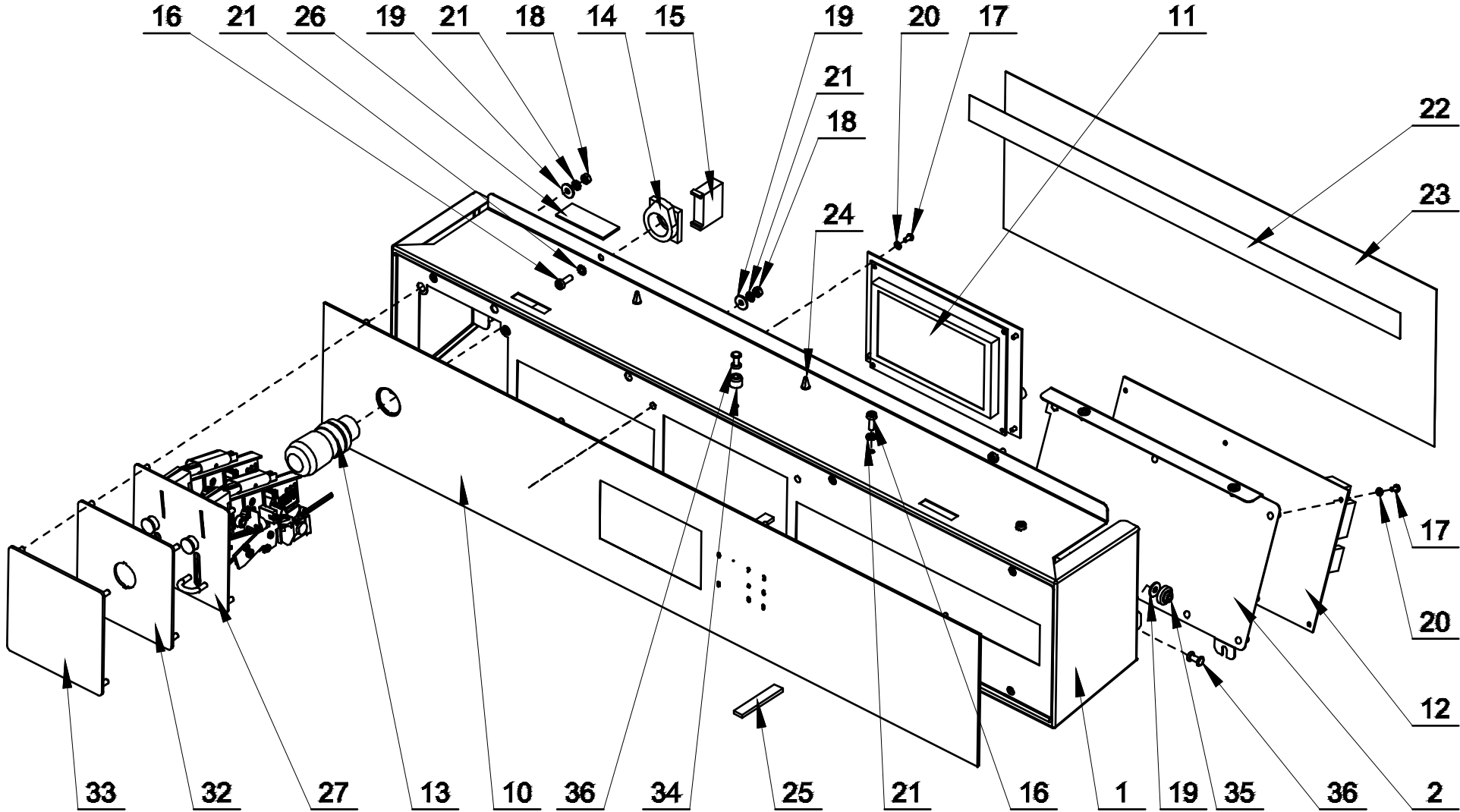
CONTROL PANEL, IY, JLA, WMA, H models (DRAWING 1 OF 3)



560308

Control panel, IY, JLA, WMA, H models (Drawing 1 of 3): drawing nr. 560308		
1	SP558885	Control panel, IY models, 14, 20, 65 and 80 Models
1	SP558894	Control panel, IY models, 25, 30, 105 and 135 Models
1	SP558907	Control panel, IY models, 40, 55, 70, 180, 240 and 280 Models
2	SP558887	Programmer holder – complete, 14, 20, 65 and 80 Models
2	SP558896	Programmer holder – complete, 25, 30, 40, 55, 70, 105, 135, 180, 240 and 280 Models
10	SP557567	Keyboard, OPL, 14, 20, 65 and 80 Models
10	SP557568	Keyboard, COIN, 14, 20, 65 and 80 Models
10	SP557569	Keyboard, OPL, 25, 30, 105 and 135 Models
10	SP557570	Keyboard, COIN, 25, 30, 105 and 135 Models
10	SP557571	Keyboard, OPL, 40, 55, 70, 180, 240 and 280 Models
10	SP557572	Keyboard, COIN, 40, 55, 70, 180, 240 and 280 Models
10	SP560759	Keyboard, without logo, OPL, 14, 20, 65 and 80 Models
10	SP560760	Keyboard, without logo, COIN, 14, 20, 65 and 80 Models
10	SP560761	Keyboard, without logo, OPL, 25, 30, 105 and 135 Models
10	SP560762	Keyboard, without logo, COIN, 25, 30, 105 and 135 Models
10	SP560763	Keyboard, without logo, OPL, 40, 55, 70, 180, 240 and 280 Models
10	SP560764	Keyboard, without logo, COIN, 40, 55, 70, 180, 240 and 280 Models
10	SP559391	Keyboard, OPL, JLA models, 20 and 80 Models
10	SP559394	Keyboard, COIN, JLA models, 20 and 80 Models
10	SP559392	Keyboard, OPL, JLA models, 25 and 105 Models
10	SP559395	Keyboard, COIN, JLA models, 25 and 105 Models
10	SP559375	Keyboard, OPL, JLA models, 30 and 135 Models
10	SP559378	Keyboard, COIN, JLA models, 30 and 135 Models
10	SP559393	Keyboard, OPL, JLA models, 40 and 180 Models
10	SP559396	Keyboard, COIN, JLA models, 40 and 180 Models
10	SP559376	Keyboard, OPL, JLA models, 50 and 240 Models
10	SP559377	Keyboard, OPL, JLA models, 65 and 280 Models
11	SP553419	Control board (MC7) - processor part
12	SP553405	Control board (MC7) - power part
-	SP547005	Boards interconnection cable
13	SP528310	Emergency stop knob, OPL
-	SP520032	Emergency stop wiring, OPL, (not shown)
14	SP528311	Connecting piece of emergency stop, OPL
15	SP528312	Switching unit
16	SP555504	Bolt M4x12
17	SP309798500306	Bolt M3x6
18	SP310934000004	Nut M4
19	SP311902100004	Washer M4
20	SP311679800003	Washer with external teeth M3
21	SP311679800004	Washer with external teeth M4
22	SP510846	Self-adhesive tape
23	SPPRI543000004	Plastic cover of the programming device
24	SP528313	Cable holder
25	SP284000012003	Self-adhesive tape
26	SPMEC001410	Selfsticking rubber
27	SP558957	Coin meter electronic for EUR + GBP
27	SP558958	Coin meter for 0.25USD
27	SP558959	Coin meter for 0.5EUR + 1EUR
27	SP560310	Coin meter for 1EUR
27	SP560311	Coin meter for 0.5EUR
27	SP560312	Coin meter for 1EUR + 2EUR
27	SP560313	Coin meter for "Equipos Par Lavar (TOP MOS)" jeton

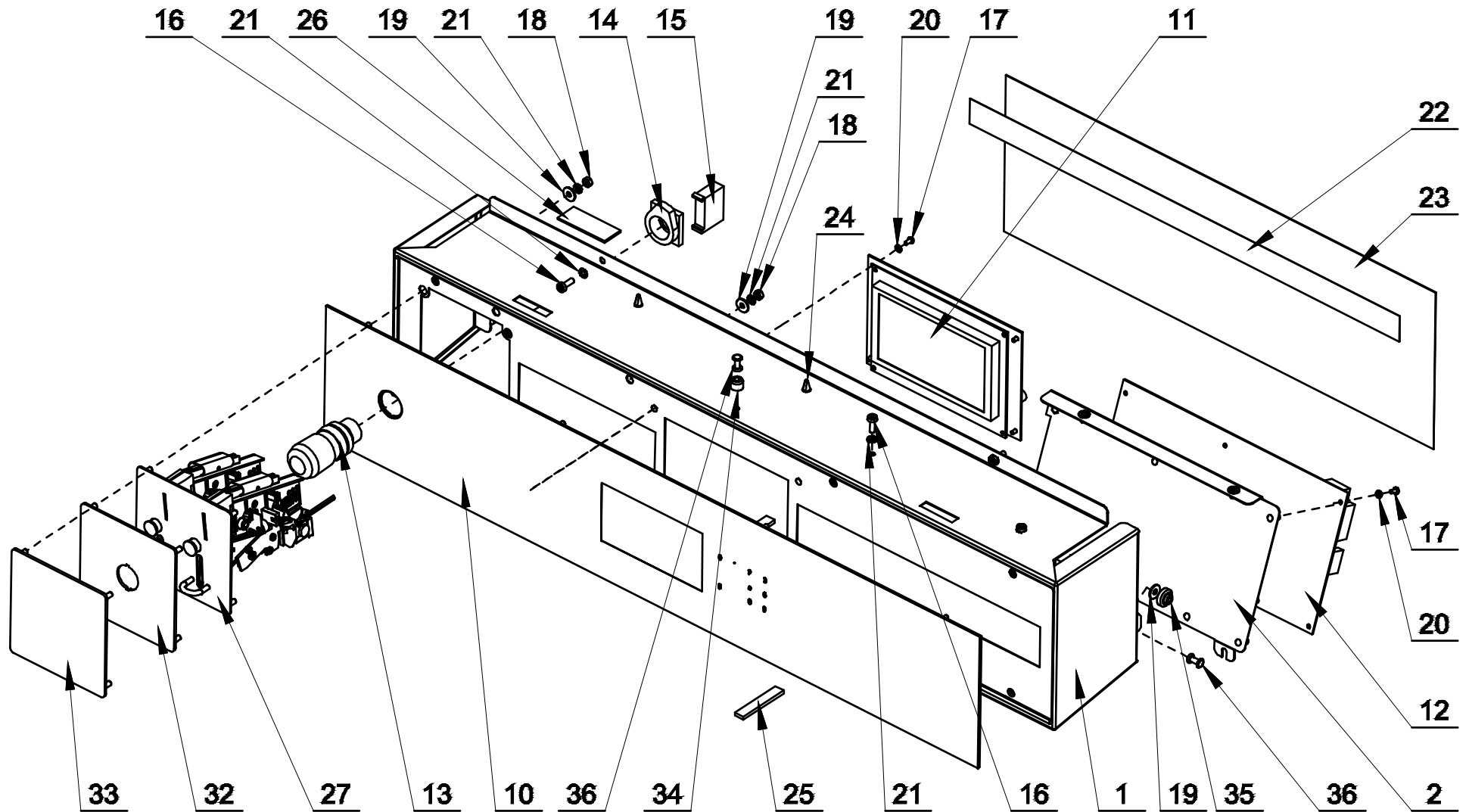
CONTROL PANEL, IY, JLA, WMA, H models (DRAWING 2 OF 3)



Control panel, IY, JLA, WMA, H models (Drawing 2 of 3): drawing nr. 560308

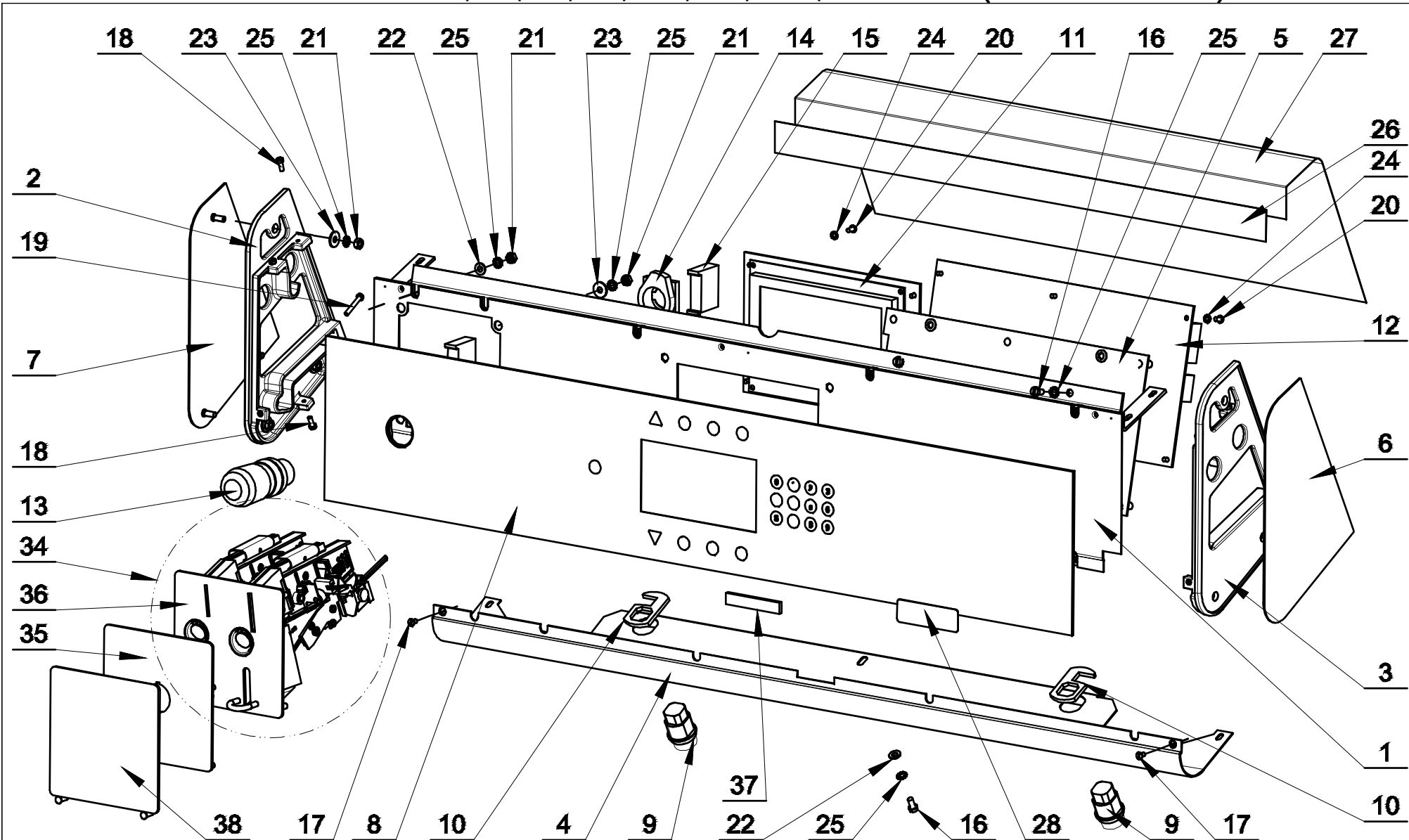
27	SP559933	Coin meter for 5K jeton
27	SP559934	Coin meter for 10K jeton
27	SP559935	Coin meter electronic for Vale por un lavado, gettone token
27	SP559938	Coin meter for STD 118-1 jeton
27	SP560309	Coin meter for 7K jeton
27	SP560405	Coin meter for 12K jeton
27	SP560406	Coin meter for 15K jeton
27	SP560407	Coin meter for 2EUR
27	SP560408	Coin meter for 0.2EUR + 0.5EUR
27	SP560409	Coin meter for 0.2EUR
27	SP560410	Coin meter for 1EUR + 0.2EUR
27	SP560411	Coin meter for 2EUR + 0.5EUR
27	SP560412	Coin meter for 1AUD + 0.2AUD
27	SP560413	Coin meter for 1£ + 20PC
27	SP560414	Coin meter for 1£ + 50PC
27	SP560415	Coin meter for 100JPY
27	SP560416	Coin meter for 500JPY + 100 JPY
27	SP560417	Coin meter for 1AUD + 2AUD
27	SP560418	Coin meter for 1AUD
27	SP560419	Coin meter for 20PC
27	SP560420	Coin meter for 50 Malaysian cent
27	SP560421	Coin meter for 1SGD (new Singaporean dollar)
27	SP560422	Coin meter for 2MYR + 0.5MYR
27	SP560423	Coin meter for 1SGD
27	SP560424	Coin meter for 1NZD + 2NZD
27	SP560425	Coin meter for "Easy games" jeton
27	SP560426	Coin meter for "Flat polis" jeton
27	SP560427	Coin meter for "Butzi wash" jeton
27	SP560428	Coin meter for "Speedy matic" jeton
27	SP560429	Coin meter for "Laundromatic Belgium" jeton, (jeton diameter 22.3mm)
27	SP560430	Coin meter electronic for New / Old Singapore dolar
27	SP560431	Coin meter electronic for Euro+Token Gettone
27	SP560432	Coin meter for 500WON
27	SP560745	Coin meter for "Dobi ekspres" jeton
27	SP560751	Coin meter for "Lucky Winner" jeton
27	SP559969	Coin meter for Gettone jeton
27	SP559949	Coin meter for 10 Taiwan Dollar
27	SP560090	Coin meter for 5K jeton
27	SP560091	Coin meter for 7K jeton
27	SP560092	Coin meter for 10K jeton
27	SP560093	Coin meter for 12K jeton
27	SP560094	Coin meter for 15K jeton
27	SP560100	Coin meter for Electrolux Asard jeton
27	SP560087	Coin meter for Gettone jeton
27	SP560075	Coin meter for 5+1 SHEKEL
27	SP560071	Coin meter for 1HKD
27	SP560070	Electronic coin meter for Euro+Token G-FIS
27	-	Other coin meters – on request
-	SP520033	Emergency stop interconnection, COIN, (not shown)
32	SP558929	Coin meter covering plate, black
33	SP558930	Covering plate for CPS, black
34	SP520408	Pin insertion

CONTROL PANEL, IY, JLA, WMA, H models (DRAWING 3 OF 3)



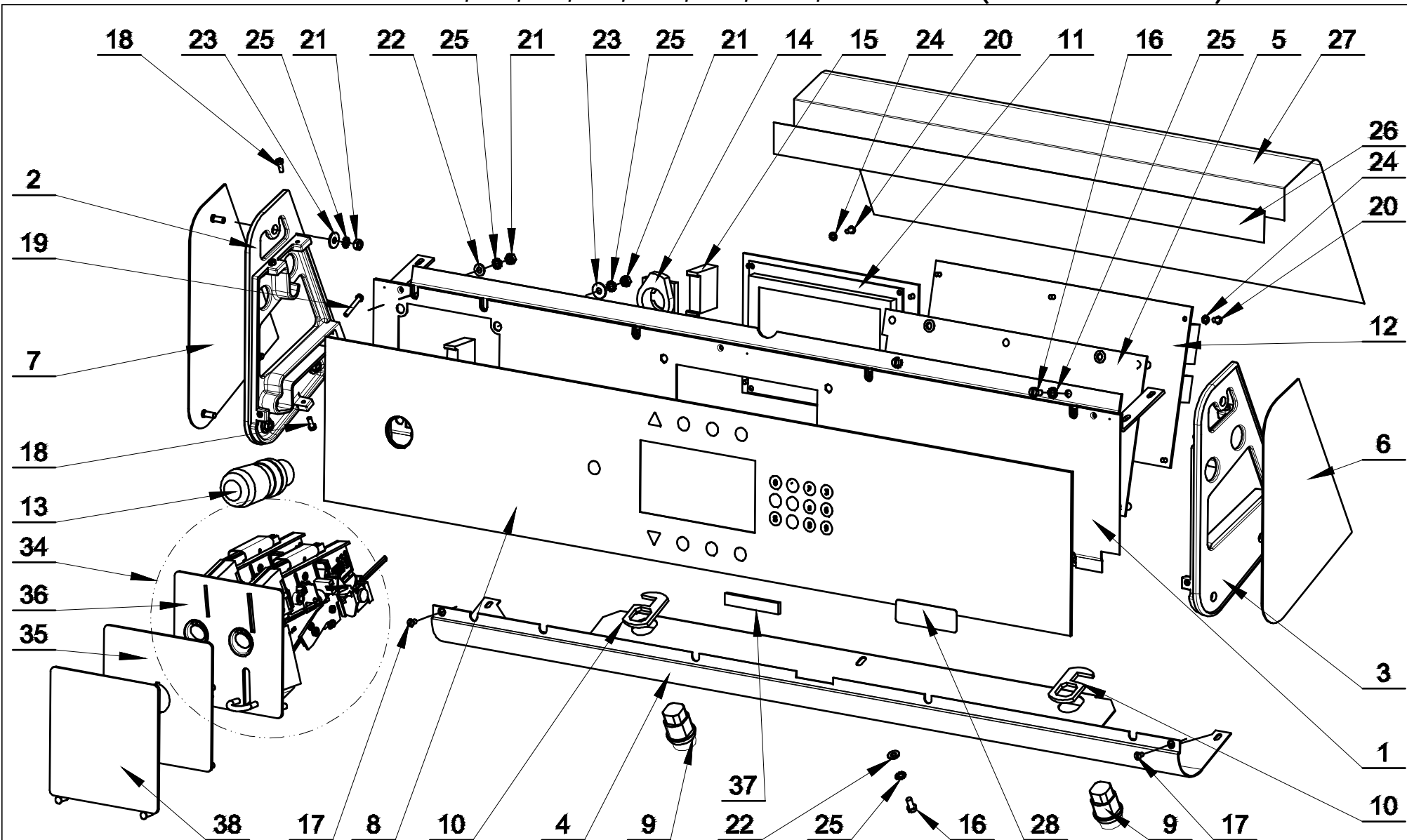
Control panel, IY, JLA, WMA, H models (Drawing 3 of 3): drawing nr. 560308		
35	SP550113	Leading pin
36	SP547779	Rivet with a crank 4x16.7
-	SP557744	USB connection, JLA (not shown)

CONTROL PANEL, AF, FX, HX, QW, SW, PYN, PY models (DRAWING 1 OF 2)



Control panel, AF, FX, HX, QW, SW, PYN, PY models (Drawing 1 of 2): drawing nr. 547575D		
1	SP547501	Programmer holder, 14, 20, 65 and 80 Models
1	SP547510	Programmer holder, 25, 30, 105 and 135 Models
1	SP547571	Programmer holder, 40, 55, 70, 180, 240 and 280 Models
2	SP533338	Left sideboard, painted
3	SP533339	Right sideboard, painted
4	SP547508	Lower lath, 14, 20, 65 and 80 Models
4	SP547515	Lower lath, 25, 30, 105 and 135 Models
4	SP547574	Lower lath, 40, 55, 70, 180, 240 and 280 Models
5	SP547504	Programmer holder – complete, 14, 20, 65 and 80 Models
5	SP547513	Programmer holder – complete, 25, 30, 105 and 135 Models
5	SP550005	Programmer holder – complete, 40, 55, 70, 180, 240 and 280 Models
6	SP547506	Right side sheet metal - complete
7	SP547507	Left side sheet metal - complete
8	SP560753	Keyboard, Xcontrol, PYN models, 20 and 80 Models
8	SP560755	Keyboard, Xcontrol, PYN models, 25, 30, 105 and 135 Models
8	SP560757	Keyboard, Xcontrol, PYN models, 40, 55, 70, 180, 240 and 280 Models
8	SP547010	Keyboard, grey-black, OPL, Xcontrol Plus, FX models, 14, 20, 65 and 80 Models
8	SP547009	Keyboard, grey-black, OPL, Xcontrol, FX models, 14, 20, 65 and 80 Models
8	SP547007	Keyboard, grey-black, COIN, Xcontrol, FX models, 14, 20, 65 and 80 Models
8	SP547008	Keyboard, grey-black, CPS, Xcontrol, FX models, 14, 20, 65 and 80 Models
8	SP547014	Keyboard, grey-black, OPL, Xcontrol, Plus FX models, 25, 30, 105 and 135 Models
8	SP547013	Keyboard, grey-black, OPL, Xcontrol, FX models, 25, 30, 105 and 135 Models
8	SP547011	Keyboard, grey-black, COIN, Xcontrol, FX models, 25, 30, 105 and 135 Models
8	SP547012	Keyboard, grey-black, CPS, Xcontrol, FX models, 25, 30, 105 and 135 Models
8	SP547018	Keyboard, grey-black, OPL, Xcontrol Plus, FX models, 40, 55, 70, 180, 240 and 280 Models
8	SP547017	Keyboard, grey-black, OPL, Xcontrol, FX models, 40, 55, 70, 180, 240 and 280 Models
8	SP547015	Keyboard, grey-black, COIN, Xcontrol, FX models, 40, 55, 70, 180, 240 and 280 Models
8	SP547016	Keyboard, grey-black, CPS, Xcontrol, FX models, 40, 55, 70, 180, 240 and 280 Models
8	SP547022	Keyboard, black, OPL, Xcontrol Plus, AF models, 14, 20, 65 and 80 Models
8	SP547021	Keyboard, black, OPL, Xcontrol, AF models, 14, 20, 65 and 80 Models
8	SP547019	Keyboard, black, COIN, Xcontrol, AF models, 14, 20, 65 and 80 Models
8	SP547020	Keyboard, black, CPS, Xcontrol, AF models, 14, 20, 65 and 80 Models
8	SP547026	Keyboard, black, OPL, Xcontrol Plus, AF models, 25, 30, 105 and 135 Models
8	SP547025	Keyboard, black, OPL, Xcontrol, AF models, 25, 30, 105 and 135 Models
8	SP547023	Keyboard, black, COIN, Xcontrol, AF models, 25, 30, 105 and 135 Models
8	SP547024	Keyboard, black, CPS, Xcontrol, AF models, 25, 30, 105 and 135 Models
8	SP547030	Keyboard, black, OPL, Xcontrol Plus, AF models, 40, 55, 70, 180, 240 and 280 Models
8	SP547029	Keyboard, black, OPL, Xcontrol, AF models, 40, 55, 70, 180, 240 and 280 Models
8	SP547027	Keyboard, black, COIN, Xcontrol, AF models, 40, 55, 70, 180, 240 and 280 Models
8	SP547028	Keyboard, black, CPS, Xcontrol, AF models, 40, 55, 70, 180, 240 and 280 Models
8	SP547034	Keyboard, grey, OPL, Xcontrol Plus, FX models, 14, 20, 65 and 80 Models
8	SP547033	Keyboard, grey, OPL, Xcontrol, FX models, 14, 20, 65 and 80 Models
8	SP547031	Keyboard, grey, COIN, Xcontrol, FX models, 14, 20, 65 and 80 Models
8	SP547032	Keyboard, grey, CPS, Xcontrol, FX models, 14, 20, 65 and 80 Models
8	SP547038	Keyboard, grey, OPL, Xcontrol Plus, FX models, 25, 30, 105 and 135 Models
8	SP547037	Keyboard, grey, OPL, Xcontrol, FX models, 25, 30, 105 and 135 Models
8	SP547035	Keyboard, grey, COIN, Xcontrol, FX models, 25, 30, 105 and 135 Models
8	SP547036	Keyboard, grey, CPS, Xcontrol, FX models, 25, 30, 105 and 135 Models
8	SP547042	Keyboard, grey, OPL, Xcontrol Plus, FX models, 40, 55, 70, 180, 240 and 280 Models
8	SP547041	Keyboard, grey, OPL, Xcontrol, FX models, 40, 55, 70, 180, 240 and 280 Models
8	SP547039	Keyboard, grey, COIN, Xcontrol, FX models 40, 55, 70, 180, 240 and 280 Models
8	SP547040	Keyboard, grey, CPS, Xcontrol, FX models, 40, 55, 70, 180, 240 and 280 Models

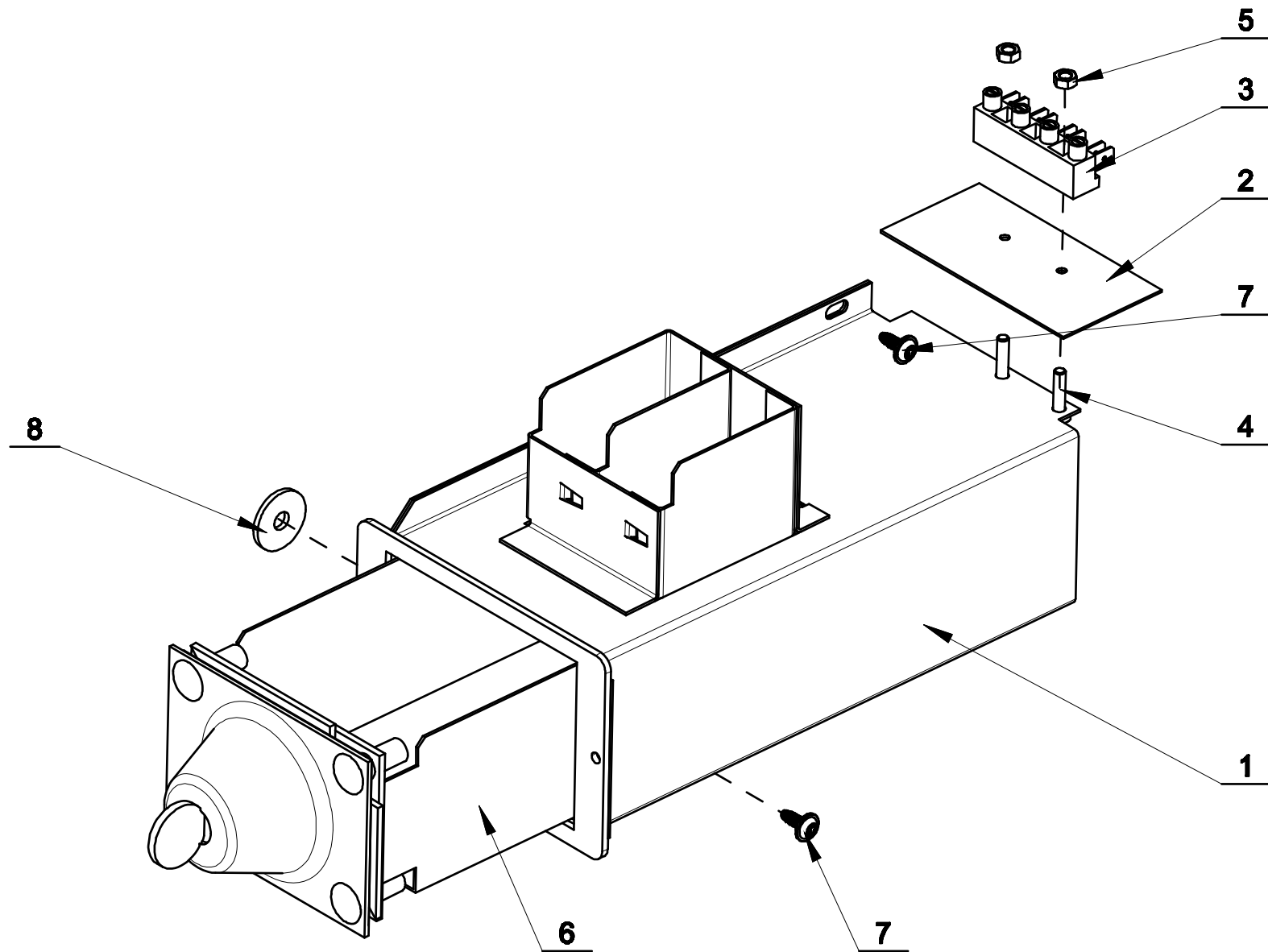
CONTROL PANEL, AF, FX, HX, QW, SW, PYN, PY models (DRAWING 2 OF 2)



547575 D

Control panel, AF, FX, HX, QW, SW, PYN, PY models (Drawing 2 of 2): drawing nr. 547575D		
8	SP537991	Keyboard Xcontrol, QW models, 14, 20, 65 and 80 Models
8	SP556107	Keyboard Xcontrol, SW models, 14, 20, 65 and 80 Models
8	SP537994	Keyboard Xcontrol, QW models, 25, 30, 105 and 135 Models
8	SP556112	Keyboard Xcontrol, SW models, 25, 30, 105 and 135 Models
8	SP537990	Keyboard Xcontrol, HX models, 14, 20, 65 and 80 Models
8	SP552911	Keyboard Xcontrol, HX models, 25, 30, 105 and 135 Models
8	SP552912	Keyboard Xcontrol, HX models, 40, 55, 70, 180, 240 and 280 Models
9	SP547527	Lock
-	SP550616	Key for lock (not shown), applicable for code 547527
10	SPPRI610002007	Small latch
11	SP553411	Control board (MC7) - processor part (OPL, COIN, CPS)
12	SP547002	Control board (MC6) - power part (OPL), QW models
12	SP553405	Control board (MC7) - power part (OPL, COIN, CPS)
-	SP547005	Boards interconnection cable, AF, FX, HX models
-	SP537995	Boards interconnection cable, QW, SW models, (not shown)
13	SP528310	Emergency stop knob
-	SP520032	Emergency stop wiring (OPL) (not shown)
14	SP528311	Connecting piece of emergency stop
15	SP528312	Switching unit
16	SP555504	Bolt M4x12
17	SP309963000312	Bolt M3x12
18	SP309084000308	Bolt M3x8
19	SP309084000320	Bolt M3x20
20	SP309798500306	Bolt M3x6
21	SP310934000004	Nut M4
22	SP311125000004	Washer M4
23	SP311902100004	Washer M4
24	SP311679800003	Washer with external teeth M3
25	SP311679800004	Washer with external teeth M4
26	SP510846	Self-adhesive tape
27	SPPRI543000004	Plastic cover of the programming device
28	-	Logo (as per order)
28	SP537953	Label logo "80", 20 and 80 Models
28	SP537954	Label logo "135", 30 and 135 Models
28	SP537955	Label logo "240", 55 and 240 Models
28	SP556102	Label logo "280", 70 and 280 Models
34	-	Coin meter (as per order)
-	SP520033	Emergency stop interconnection, (COIN),(not shown)
35	SP547565	Coin meter covering plate
36	-	Front panel of coin meter (as per order)
37	SP284000012003	Sealing
38	SP550149	Cover plate, PYN models

COIN METER

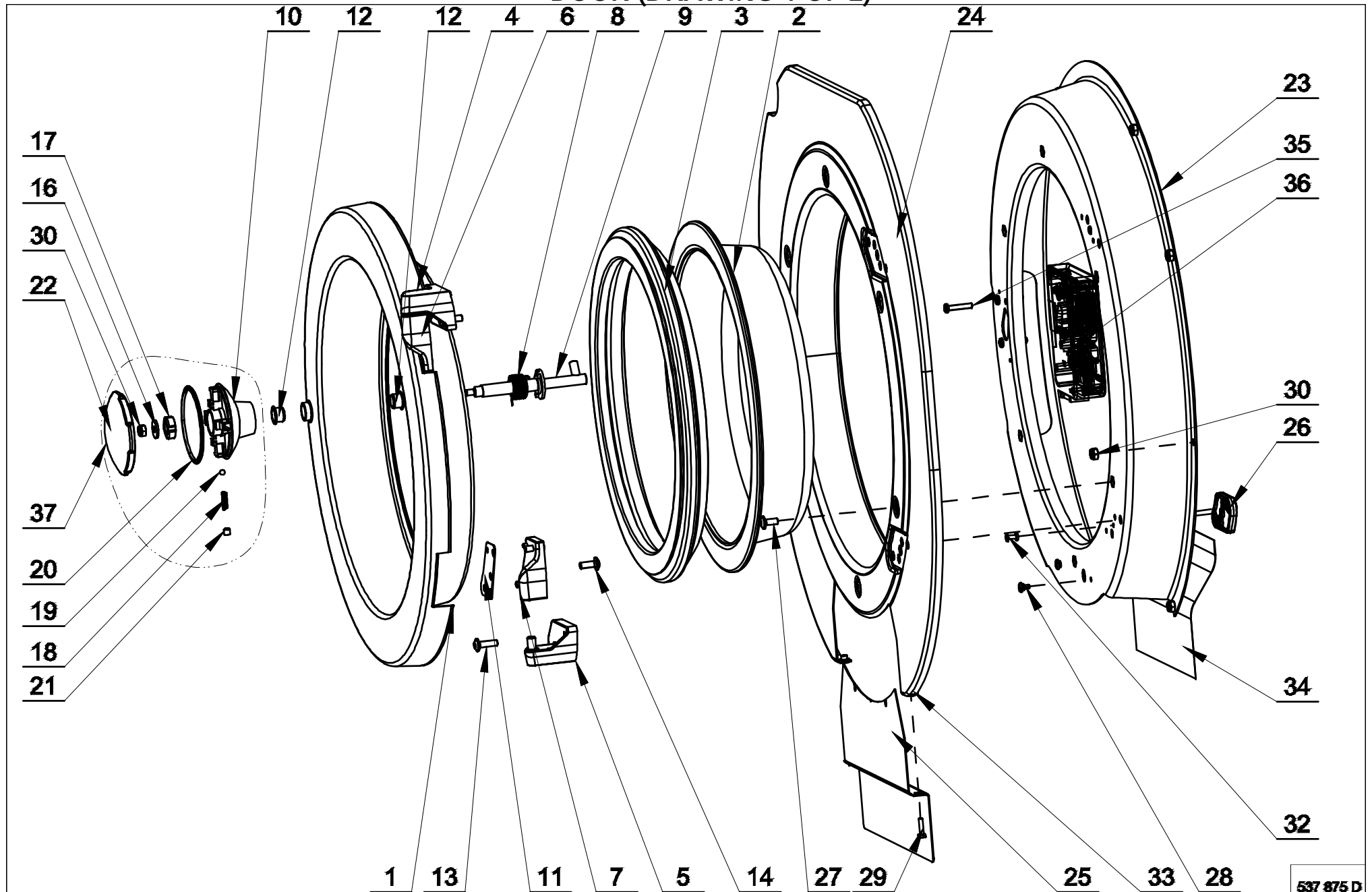


547547

Coin meter: drawing nr. 547547

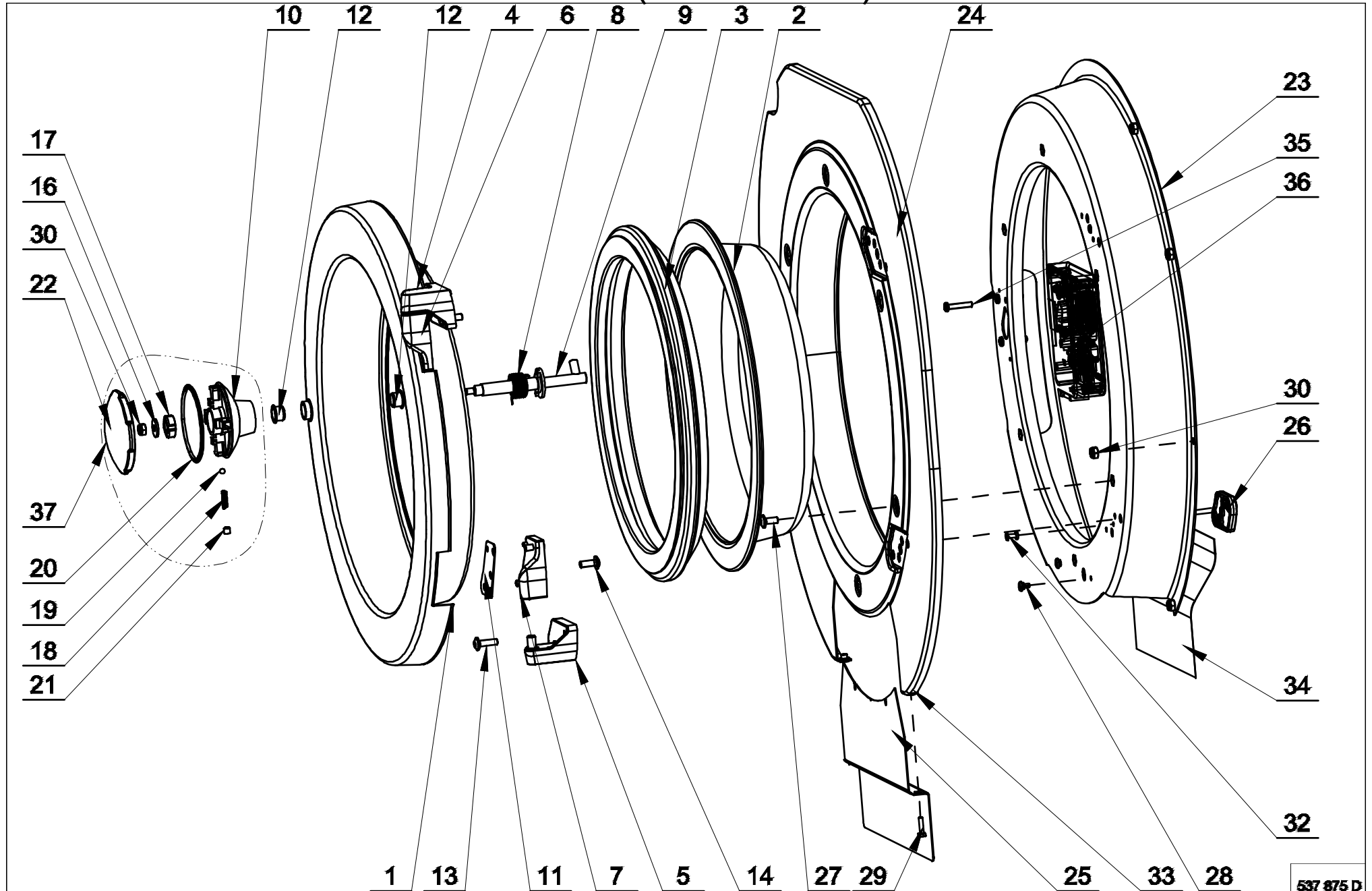
Coin meter: drawing nr. 547547

DOOR (DRAWING 1 OF 2)



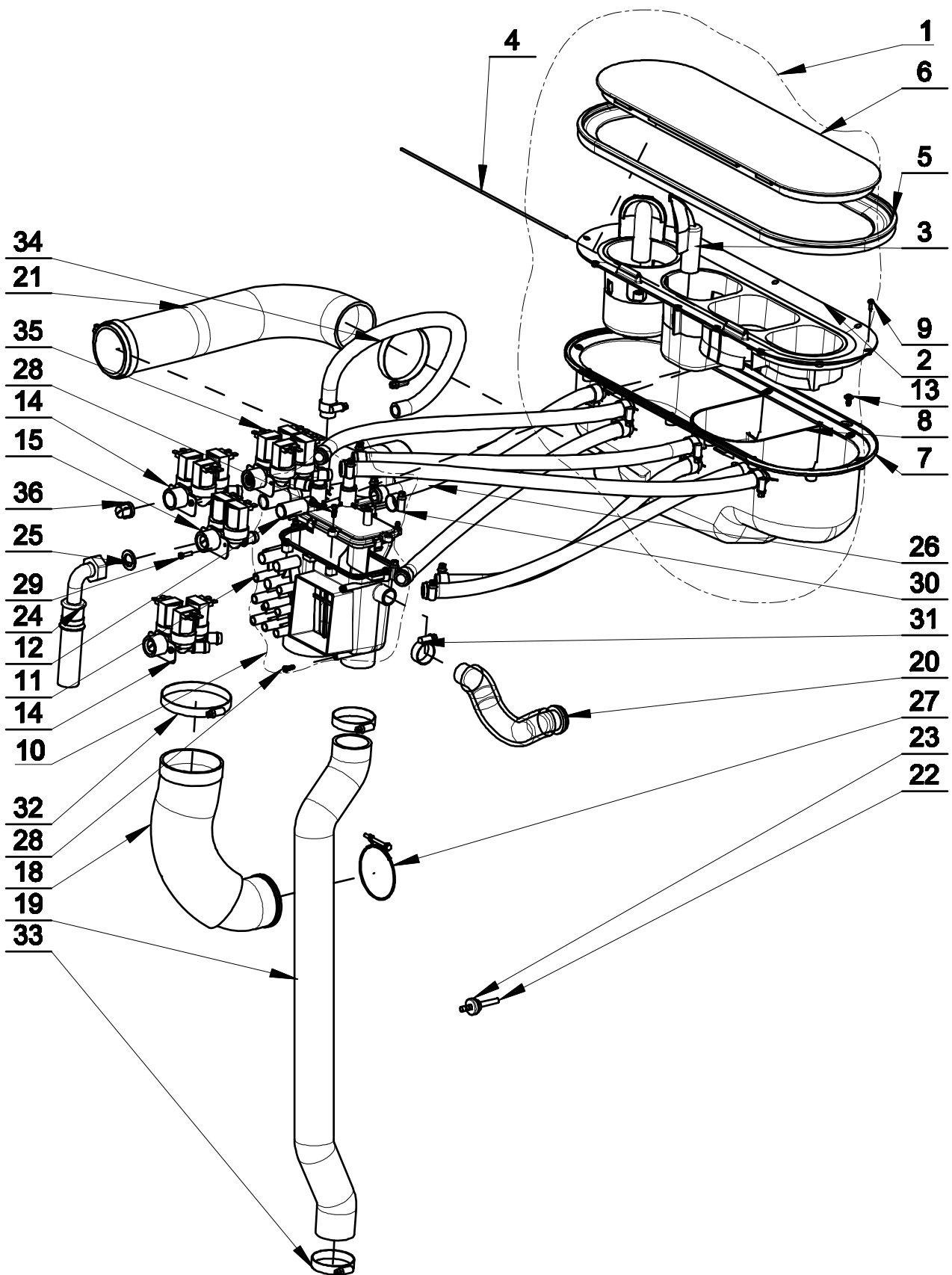
Door (Drawing 1 of 2): drawing nr. 537875D		
1	SP535423	Door, powdered chrome colour, HY, SY, UY, FX, HX, QW, SW, PY, Photomaton models, 14, 20, 65 and 80 Models
1	SP535426	Door, powdered chrome colour, HY, SY, UY, FX, HX, QW, SW, PY models, 25, 30, 105 and 135 Models
1	SP535443	Door, powdered chrome colour, HY, SY, UY, FX, HX, QW, SW, PY, Photomaton models, 40, 55, 70, 180, 240 and 280 Models
1	SP535425	Door, powdered black colour, IY, AF, JLA, WMA, H, AF-NonBrand models, 14, 20, 65 and 80 Models
1	SP535428	Door, powdered black colour, IY, AF, JLA, H, AF-NonBrand models, 25, 30, 105 and 135 Models
1	SP535445	Door, powdered black colour, IY, AF, JLA, H, AF-NonBrand models, 40, 55, 70, 180, 240 and 280 Models
2	SP535413	Door glass, HY, SY, UY, AF, FX, HX, QW, SW, WMA, H, PY, Photomaton, AF-NonBrand models, 14, 20, 65 and 80 Models
2	SP535417	Door glass, HY, SY, UY, AF, FX, HX, QW, SW, H, PY, AF-NonBrand models, 25, 30, 105 and 135 Models
2	SP535439	Door glass, HY, SY, UY, AF, FX, HX, QW, SW, H, PY, Photomaton, AF-NonBrand models, 40, 55, 70, 180, 240 and 280 Models
2	SP556226	Door glass, IY models, 14, 20, 65 and 80 Models
2	SP556227	Door glass, IY models, 25, 30, 105 and 135 Models
2	SP556228	Door glass, IY models, 40, 55, 70, 180, 240 and 280 Models
2	SP559399	Door glass, JLA models, 20 and 80 Models
2	SP562702	Door glass, JLA models, 25, 30, 105 and 135 Models
2	SP562703	Door glass, JLA models, 40, 55, 70, 180, 240 and 280 Models
3	SP535414	Door sealing, 14, 20, 65 and 80 Models
3	SP535418	Door sealing, 25, 30, 105 and 135 Models
3	SP535447	Door sealing, 40, 55, 70, 180, 240 and 280 Models
4	SP556273	Upper hinge - fixed, HY, SY, UY, Photomaton models
4	SP537839	Upper hinge - fixed, YI, AF, FX, HX, QW, SW, WMA, H, PY, JLA, AF-NonBrand models
5	SP556274	Lower hinge - fixed, HY, SY, UY, Photomaton models
5	SP537840	Lower hinge - fixed, YI, AF, FX, HX, QW, SW, WMA, H, PY, JLA, AF-NonBrand models
6	SP556275	Upper hinge, HY, SY, UY, Photomaton models
6	SP537841	Upper hinge, YI, AF, FX, HX, QW, SW, WMA, H, PY, JLA, AF-NonBrand models
7	SP556276	Lower hinge, HY, SY, UY, Photomaton models
7	SP537842	Lower hinge, YI, AF, FX, HX, QW, SW, WMA, H, PY, JLA, AF-NonBrand models
8	SP535402	Torsion spring of handle
9	SP537933	Lock pin
10	SP535429	Lower part of handle
11	SP535421	Hinge washer
12	SP529739	Casing
13	SP535479	Bolt M6x25
14	SP537864	Bolt M6x16
16	SP311902100006	Washer M6
17	SP529710	Locating segment
18	SP535406	Compression spring
19	SP535407	Handle ball
20	SP535411	Distinguishing ring - blue, HY, SY, UY, FX, HX, QW, SW, JLA models
20	SP535437	Distinguishing ring - red, YI, AF, Photomaton, WMA, H, AF-NonBrand models
21	SP553524	Bolt M6x6
22	SP556278	Holder cover, HY, SY, UY models
22	SP535438	Holder cover, YI, AF, Photomaton, JLA, H, WMA, AF-NonBrand models
22	SP535430	Holder cover, FX, HX, QW, SW, PY models
23	SP537852	Door and lock holder complete, 14, 20, 65 and 80 Models
23	SP537853	Door and lock holder complete, 25, 30, 105 and 135 Models
23	SP537883	Door and lock holder complete, 40, 55, 70, 180, 240 and 280 Models
24	SP556230	Front panel, stainless, HY, IY, SY, UY, JLA, Photomaton, WMA, H models, 14, 20, 65 and 80 Models
24	SP556231	Front panel, stainless, HY, IY, SY, UY, JLA, H models, 25, 30, 105 and 135 Models
24	SP556232	Front panel, stainless, HY, IY, SY, UY, JLA, Photomaton, H models, 40, 55, 70, 180, 240 and 280 Models
24	SP556127	Front panel, AF, FX, HX, QW, SW, PY, AF-NonBrand models, 14, 20, 65 and 80 Models
24	SP556128	Front panel, AF, FX, HX, QW, SW, PY, AF-NonBrand models, 25, 30, 105 and 135 Models
24	SP556129	Front panel, AF, FX, HX, QW, SW, PY, AF-NonBrand models, 40, 55, 70, 180, 240 and 280 Models

DOOR (DRAWING 2 OF 2)



Door (Drawing 2 of 2): drawing nr. 537875D		
25	SP556235	Front cover of heating elements, stainless, HY, IY, SY, UY, JLA, Photomaton, WMA, H models, 14, 20, 65 and 80 Models
25	SP556236	Front cover of heating elements, stainless, HY, IY, SY, UY, JLA, H models, 25, 30, 105 and 135 Models
25	SP556237	Front cover of heating elements, stainless, HY, IY, SY, UY, JLA, Photomaton, H models, 40, 55, 70, 180, 240 and 280 Models
25	SP537729	Front cover of heating elements, black, AF, FX, HX, QW, SW, PY, AF-NonBrand models, 14, 20, 65 and 80 Models
25	SP537866	Front cover of heating elements, black, AF, FX, HX, QW, SW, PY, AF-NonBrand models, 25, 30, 105 and 135 Models
25	SP537927	Front cover of heating elements, black, AF, FX, HX, QW, SW, PY, AF-NonBrand models ,40, 55, 70, 180, 240 and 280 Models
26	SP537849	Hinge washer
27	SP537854	Bolt M6x14
28	SP537856	Plastic connection
29	SP309084000416	Bolt M4x16
30	SP310985000006	Nut M6
32	SP547779	Rivet with a crank 4x16.7
33	SP313251002104	Riveting nut M4
34	SP552972	Plastic cover
35	SP556137	Bolt M5x25
36	SP537760	Lock
37	SP556297	Handle complete, HY, SY, UY models
37	SP552909	Handle complete, YI, AF, Photomaton, WMA, H, AF-NonBrand models
37	SP552908	Handle complete, FX, HX, QW, SW, PY models
37	SP562714	Handle complete, JLA models
-	SP245704003021	Loctite 243 adhesive, (not shown)
-	SP552454	Door lock wiring, CSA, (MC7), (not shown)
-	SP552453	Door lock wiring, CE, (MC7), (not shown)
-	SP537896	Adhesive tape reversible, (not shown)
-	SP245704000603	Loctite 603 adhesive, applicable for code 537854,(not shown)

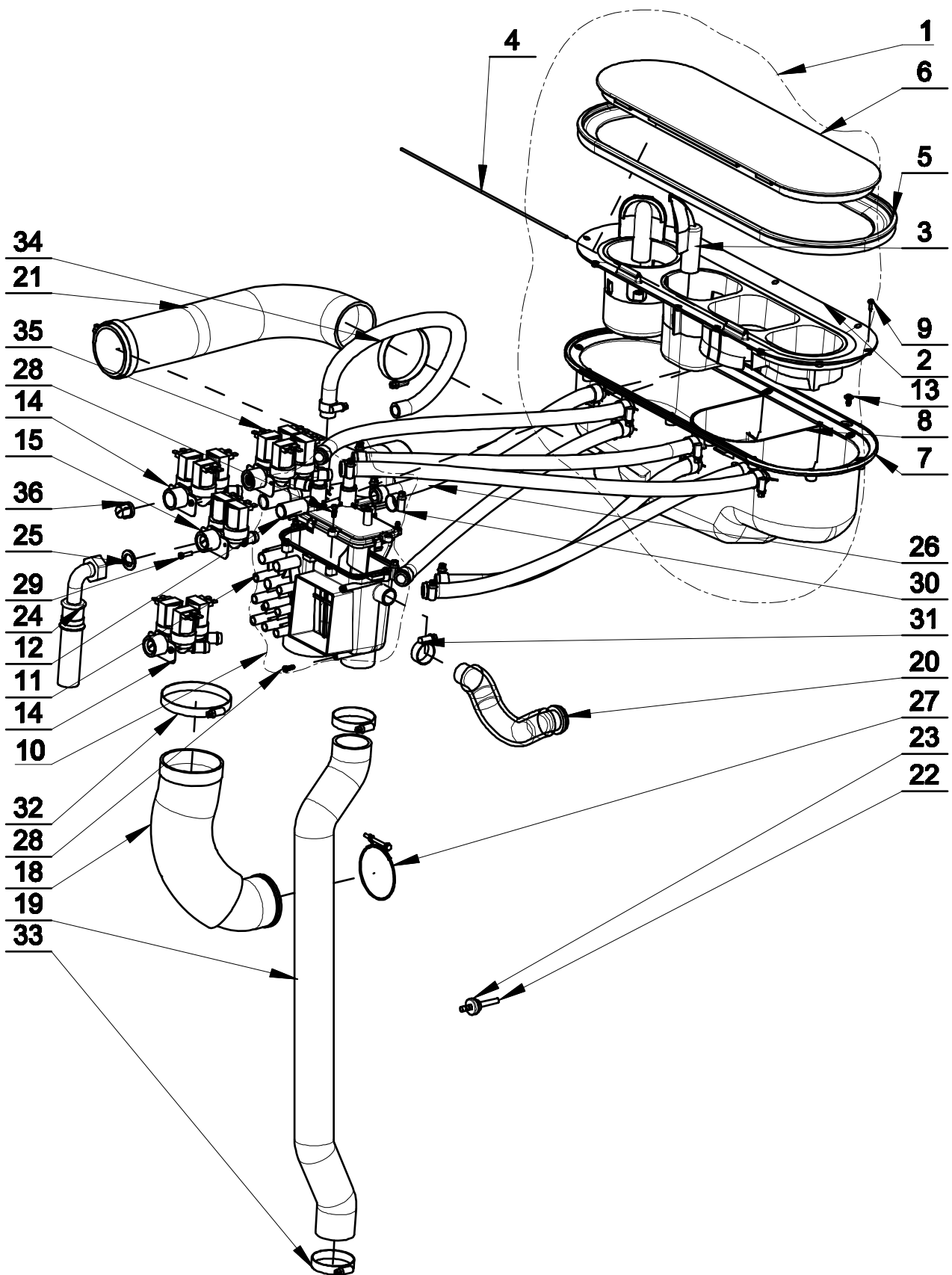
WATER INLET SYSTEM 14, 20, 25, 30, 40, 55, 65, 80, 105, 135, 180 and 240 Models,
(ON REQUEST 70 and 280 Models), (DRAWING 1 OF 2)



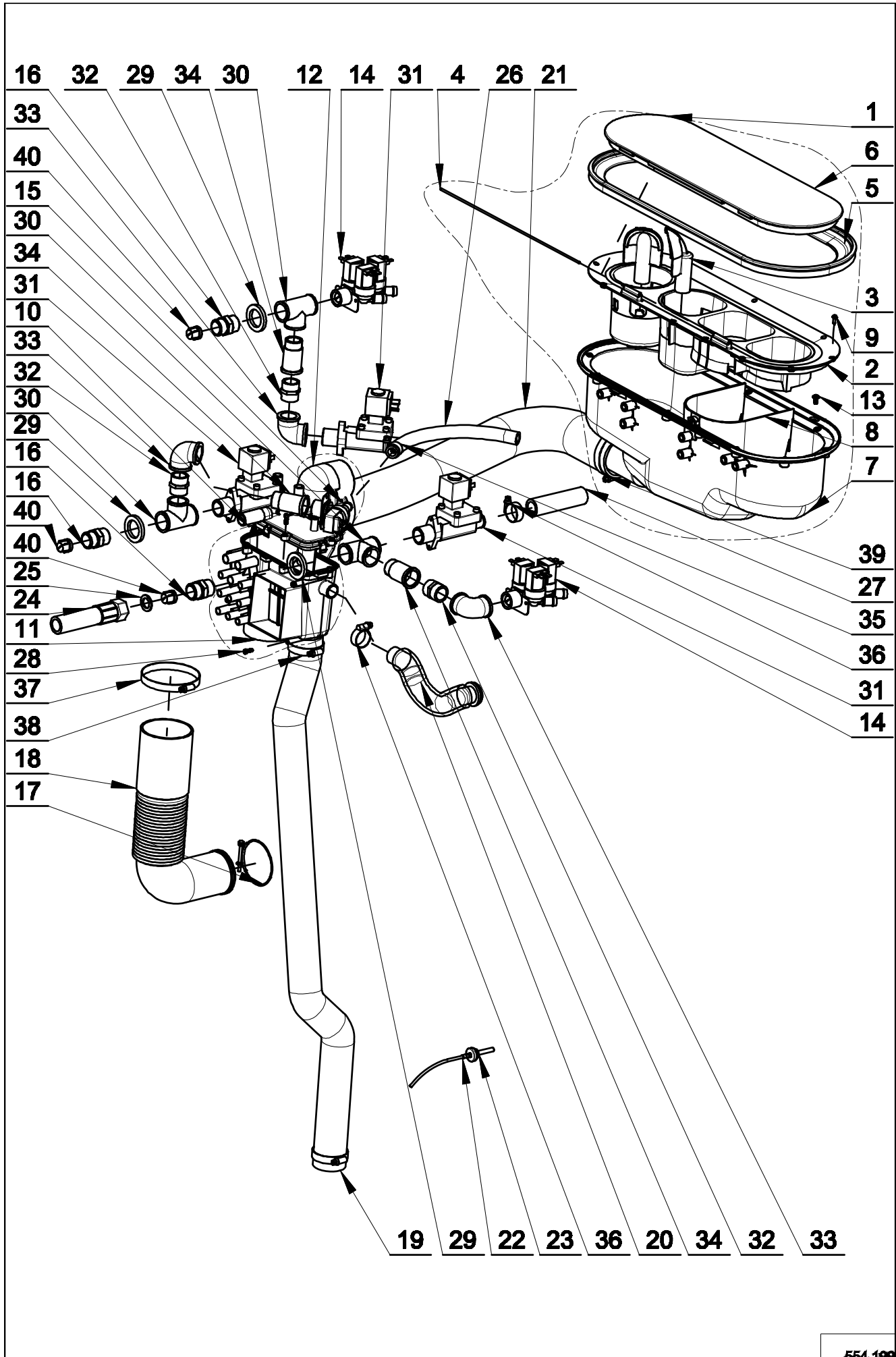
547 815 B

Water inlet system 14, 20, 25, 30, 40, 55, 65, 80, 105, 135, 180 and 240 Models, (on request 70 and 280 Models), (Drawing 1 of 2): drawing nr. 547815B		
1	SP554213	Complete soap hopper, HY, SY, UY, Photomaton models, 14, 20, 25, 30, 65, 80, 105 and 135 Models
1	SP554214	Complete soap hopper, HY, SY, UY, Photomaton models, 40, 55, 70, 180, 240 and 280 Models
1	SP540111	Complete soap hopper, IY, FX, AF, HX, QW, SW, WMA, H, PY, JLA, AF-NonBrand, PYN, PY models, 14, 20, 25, 30, 65, 80, 105 and 135 Models
1	SP540164	Complete soap hopper, IY, FX, AF, HX, QW, SW, WMA, H, PY, JLA, AF-NonBrand, PYN, PY models, 40, 55, 70, 180, 240 and 280 Models
2	SP540112	Upper cover of soap hopper
3	SP540113	Flap
4	SP540117	Pin
5	SP540158	Dispenser sealing
6	SP551695	Dispenser lid, grey, HY, SY, UY, Photomaton models
6	SP526461	Dispenser lid, black, IY, FX, AF, HX, QW, SW, WMA, H, PY, JLA, AF-NonBrand, PYN, PY models
7	SP540115	Main vessel
8	SP540122	Internal small vessel, 14, 20, 25, 30, 65, 80, 105 and 135 Models
8	SP540116	Internal big vessel, 40, 55, 70, 180, 240 and 280 Models
9	SP309798124313	Screw for sheet metal ST3.5x13
10	SP526558	Mixer - complete
11	SP526565	Mixer body
12	SP526557	Mixer lid
13	SP529206	Screw 4x11
14	SP547959	Three-way valve complete 3/4"
15	SP547958	Two-way valve complete 3/4"
18	SP526456	Filling elbow-pipe, 14, 20, 65 and 80 Models
18	SP526484	Filling elbow-pipe, 25 and 105 Models
18	SP526506	Filling elbow-pipe, 30, 40, 55, 70, 135, 180, 240 and 280 Models
19	SP526481	Overflow tube, 14, 20, 65 and 80 Models
19	SP526480	Overflow tube, 25, 30, 105, and 135 Models
19	SP547897	Overflow tube, 40, 55, 180 and 240 Models
19	SP554148	Overflow tube, 70 and 280 Models
20	SP526509	Venting hose, 14, 20, 25, 30, 65, 80, 105 and 135 Models
20	SP526482	Venting hose, 30, 40, 55, 70, 135, 180, 240 and 280 Models
21	SP526589	Dispenser elbow-pipe, 14 and 65 Models
21	SP526486	Dispenser elbow-pipe, 20 and 80 Models
21	SP526487	Dispenser elbow-pipe, 25 and 105 Models
21	SP526488	Dispenser elbow-pipe, 30 and 135 Models
21	SP526489	Dispenser elbow-pipe, 40 and 180 Models
21	SP526490	Dispenser elbow-pipe, 55 and 240 Models
21	SP554128	Dispenser elbow-pipe, 70 and 280 Models
22	SP503839	Temperature sensor
23	SP526439	Sealing ring of temperature sensor
24	SPPRI505000054	Filling hosepipe
24	SP547980	Filling hosepipe for hot water
24	SP101621	Filling hose, valid for water approval
24	SP547831	Filling hosepipe CSA
25	SPPRI520001009	Sealing
26	SPPRI540000014	Hosepipe 13/19
26	SP101745	Hosepipe, applies to water approval
27	SP526491	Hose clamp, 62-70
28	SP526497	Bolt 4x12
29	SP309084000416	Bolt 4x16
30	SPPRI240000002	Clamp 12-22
31	SPPRI240000003	Clamp 20-32
32	SPPRI240000007	Clamp 70-90
33	SPPRI240000017	Clamp 40-60

WATER INLET SYSTEM 14, 20, 25, 30, 40, 55, 65, 80, 105, 135, 180 and 240 Models,
(ON REQUEST 70 and 280 Models), (DRAWING 2 OF 2)



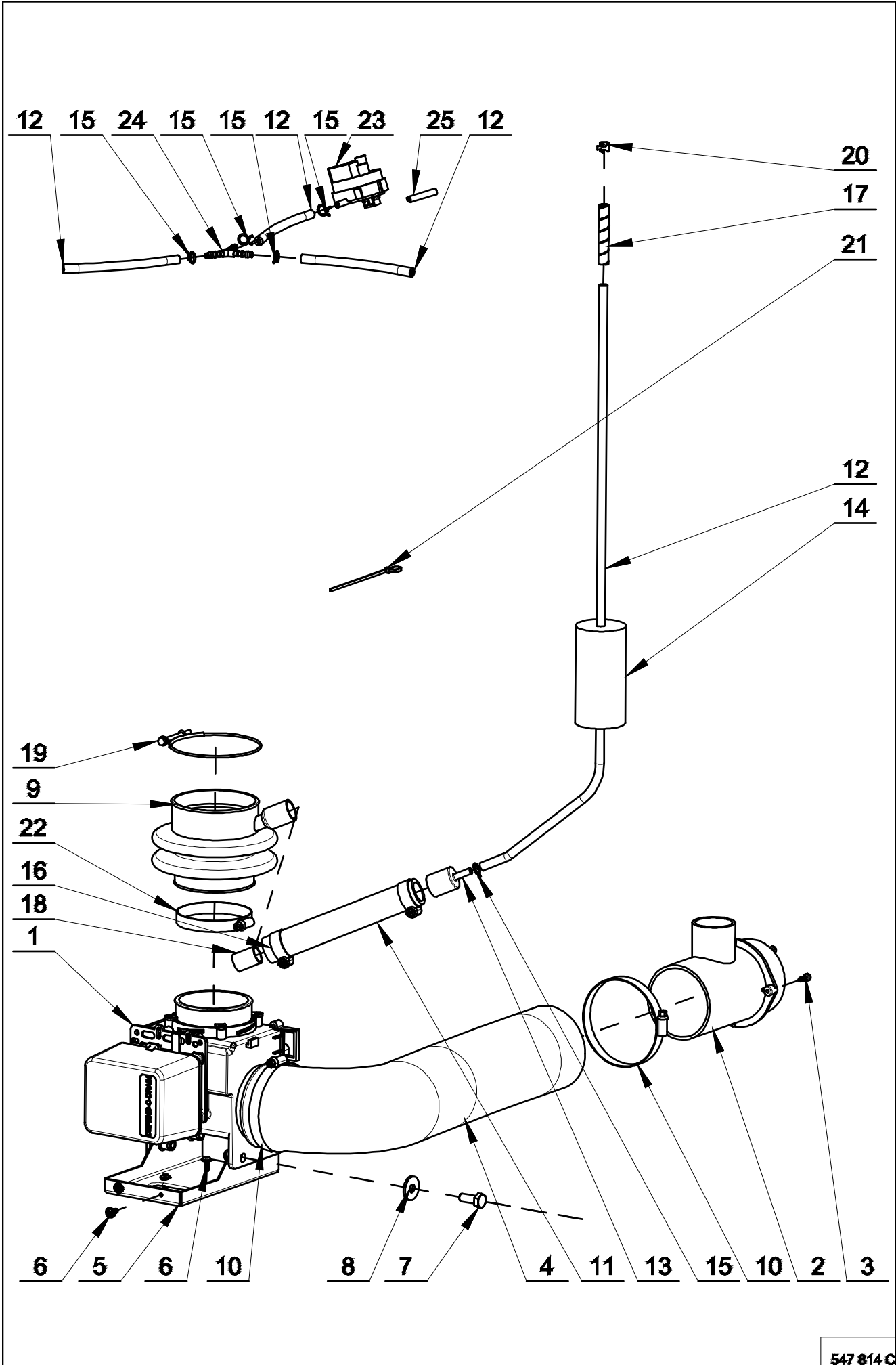
WATER INLET SYSTEM 70 and 280 L, (ON REQUEST 40, 55, 180 and 240 Models)



554 199

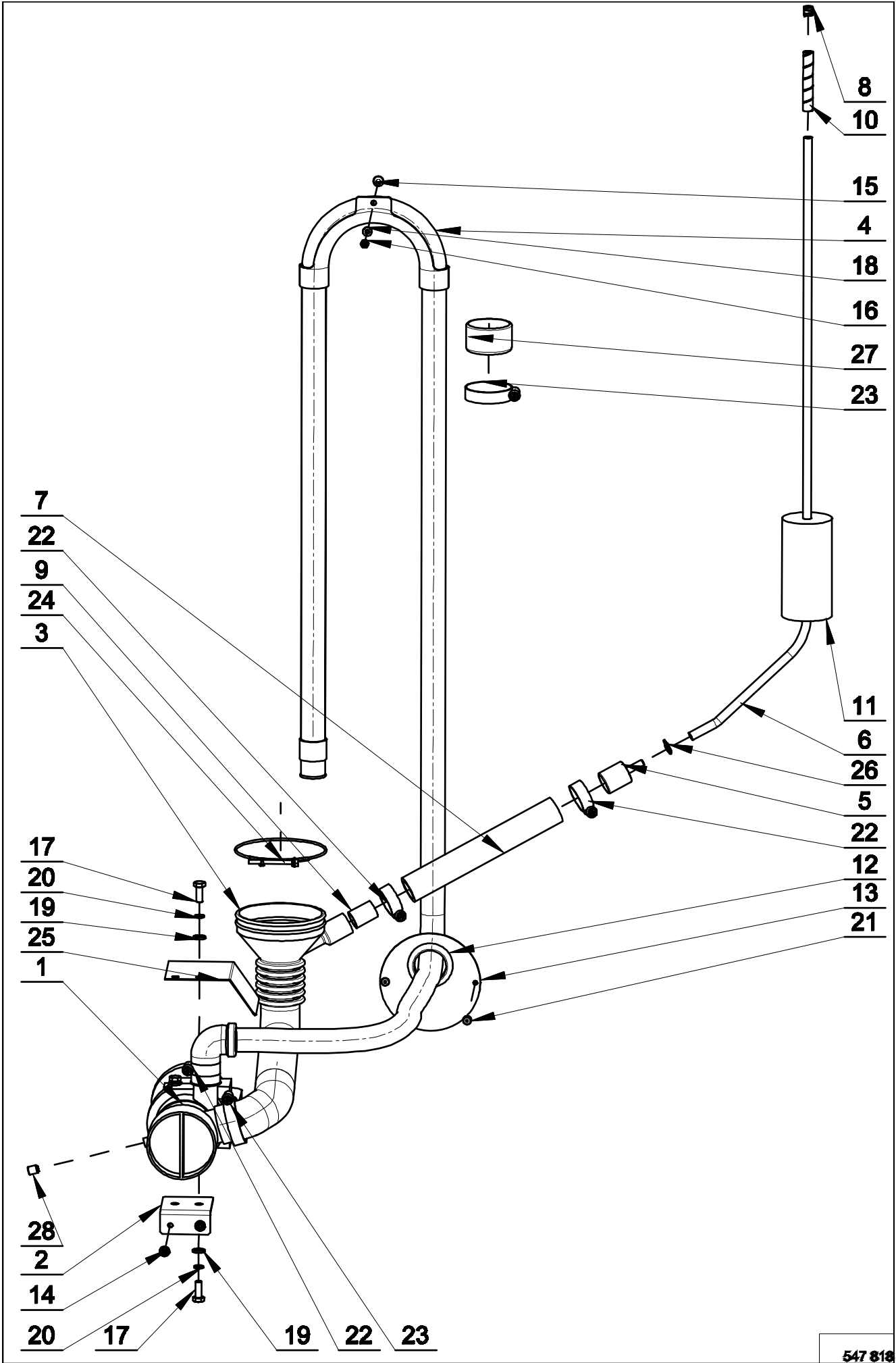
Water inlet system 70 and 280 Models, (on request 40, 55, 180, 240 Models): drawing nr. 554199		
1	SP554214	Complete soaphopper, HY, SY, UY, Photomaton models
1	SP540164	Complete soaphopper, IY, FX, AF, HX, QW, SW, WMA, H, PY, JLA, AF-NonBrand, PYN, PY models
2	SP540112	Upper cover of soaphopper
3	SP540113	Flap
4	SP540117	Pin
5	SP540158	Dispenser sealing
6	SP551695	Dispenser lid, grey, HY, SY, UY, Photomaton models
6	SP526461	Dispenser lid, black, IY, FX, AF, HX, QW, SW, WMA, H, PY, JLA, AF-NonBrand, PYN, PY models
7	SP540115	Main vessel
8	SP540116	Internal big vessel
9	SP309798124313	Screw for sheet metal ST3.5x13
10	SP526558	Mixer - complete
11	SP526565	Mixer body
12	SP526557	Mixer lid
13	SP529206	Screw 4x11
14	SP547959	Three-way valve complete ¾"
15	SP554211	One-way valve complete ¾"
16	SP510120	Pipe nipple ¾"
17	SP526491	Hose clamp, 62-70
18	SP526506	Filling elbow-pipe
19	SP547897	Overflow tube, 40, 55, 180 and 240 Models
19	SP554148	Overflow tube, 70 and 280 Models
20	SP526482	Venting hose
21	SP526489	Dispenser elbow-pipe, 40 and 180 Models
21	SP526490	Dispenser elbow-pipe, 55 and 240 Models
21	SP554128	Dispenser elbow-pipe, 70 and 280 Models
22	SP503839	Temperature sensor
23	SP526439	Sealing ring of temperature sensor
24	SP533036	Filling hosepipe
24	SP547831	Filling hosepipe, CSA models
25	SPPRI520001009	Sealing
26	SPPRI540000014	Hosepipe 13/19
27	SPPRI540001019	Hose
28	SP526497	Bolt 4x12
29	SPPRI231000062	Washer 28x42x5
30	SPPRI426001107	T-part ¾"
31	SPPRI340200056	One-way valve
-	SP525821	Spare part kit EV220A (not shown)
32	SPPRI426001217	Pipe nipple ¾"
33	SPPRI426002072	Elbow ¾"
34	SPPRI426003217	Extension ¾" x 40
35	SPPRI240000002	Clamp 12-22
36	SPPRI240000003	Clamp 20-32
37	SPPRI240000007	Clamp 70-90
38	SPPRI240000017	Clamp 40-60
39	SPPRI240000021	Clamp 60-80
40	SPPRI340004030	Filter
-	SP548933	Four-way valve complete ¾", (not shown)
-	SPPRI704000053	Silicon sealant applicable for position 7, (not shown)

DRAIN SYSTEM – DRAIN VALVE



Drain system – drain valve: drawing nr. 547814C		
1	SP526460	Drain valve complete, (includes 550674 + PRI340002051)
-	SP550674	Drain valve chamber
-	SPPRI340002051	Drain valve motor with gearbox
1	SP547821	Reverse function drain valve complete - not applicable for machines with CSA approval
-	SP554349	Sealing for drain valve 547821
2	SP526454	T-part
3	SP526497	Screw 4x12
4	SP526591	Drain elbow, 14, 65 Models
4	SP526457	Drain elbow, 20, 25, 80 and 105 Models
4	SP526498	Drain elbow, 30 and 135 Models
4	SP526499	Drain elbow, 40 and 180 Models
4	SP526500	Drain elbow, 55 and 240 Models
4	SP554117	Drain elbow, 70 and 280 Models
5	SP526511	Drain valve holder complete, 14, 20 and 65, 80 Models
5	SP526512	Drain valve holder complete, 25, 30, 105 and 135 Models
5	SP526513	Drain valve holder complete, 40, 55, 70, 180, 240 and 280 Models
6	SP529206	Screw 4x11
7	SP309933000820	Bolt M8x20
8	SP311902100008	Washer 8
9	SP526492	Draining hosepipe
10	SPPRI240000007	Clamp 70-90
11	SPPRI503002049	Air trap hose
12	SPPRI540001003	Water level switch hose
13	SPPRI503000027	Air trap reduction
14	SP100188	Foam roller
15	SPPRI241000017	Clamp A5.5
16	SPPRI240000003	Hose clamp 20-32
17	SP283449080200	Spiral
18	SP500125	Bracing tube
19	SP526532	Hose clamp 82-90
20	SP540183	Spring clamp
21	SP345000626088	Binding strip
22	SPPRI240000021	Clamp 60-80
23	SP562708	Waters sensor level , JLA, 40, 55, 70, 180, 240 and 280 Models
23	SP562709	Waters sensor level , JLA, 20, 25, 30, 80, 105 and 135 Models
24	SPPRI503000028	Y-piece , JLA
25	SPPRI505000058	Profile seal, JLA

DRAIN SYSTEM – DRAIN PUMP 14, 20, 65 and 80 Models (ON REQUEST)

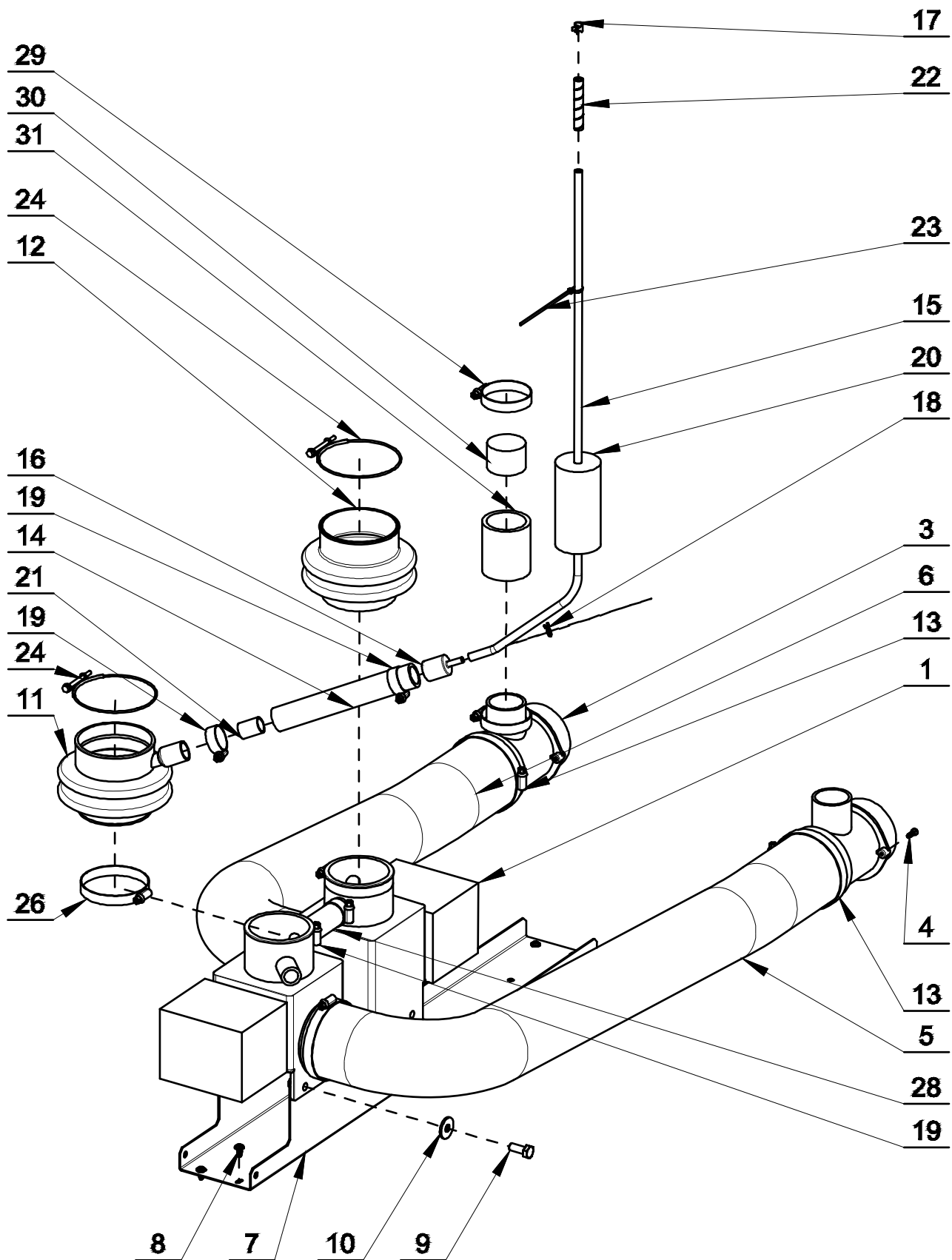


547 818

Drain system – drain pump 14, 20, 65 and 80 Models (on request): drawing nr. 547818		
1	SPPRI333000017	Drain pump
2	SP547804	Pump holder
3	SP547803	Drain elbow – drain pump
4	SP521558	Draining hosepipe
5	SPPRI503000027	Air trap reduction
6	SPPRI540001003	Water level switch hose
7	SPPRI503002049	Air trap hose
8	SP540183	Spring clamp
9	SP500125	Reinforcement tube
10	SP283449080200	Spiral
11	SP100188	Foam roller
12	SPPRI501001078	Rubber bushing
13	SP547807	Bushing for drain pump hose
14	SP529206	Screw 4x11
15	SP521957	Bolt M4x12
16	SP514193	Nut M4
17	SP309933000616	Bolt M6x16
18	SP311125000004	Washer 4.3
19	SP311125000006	Washer 6.4
20	SP311127000006	Washer 6
21	SP313250004063	Rivet with a crank 4x6.3
22	SPPRI240000003	Hose clamp 20-32
23	SPPRI240000008	Hose clamp 32-50
24	SP526532	Hose clamp 82-90
25	SP500140	Pump cover
26	SPPRI241000017	Clamp A5.5
27	SP526568	Flexible protective cylinder cap
28	SP309916000810	Bolt M8x10
-	SPPRI704000053	Silicon sealant, (not shown)

DRAIN SYSTEM 70 and 280 Models (ON REQUEST)

2 drain valves
or
1 drain valve and 1 recycle valve

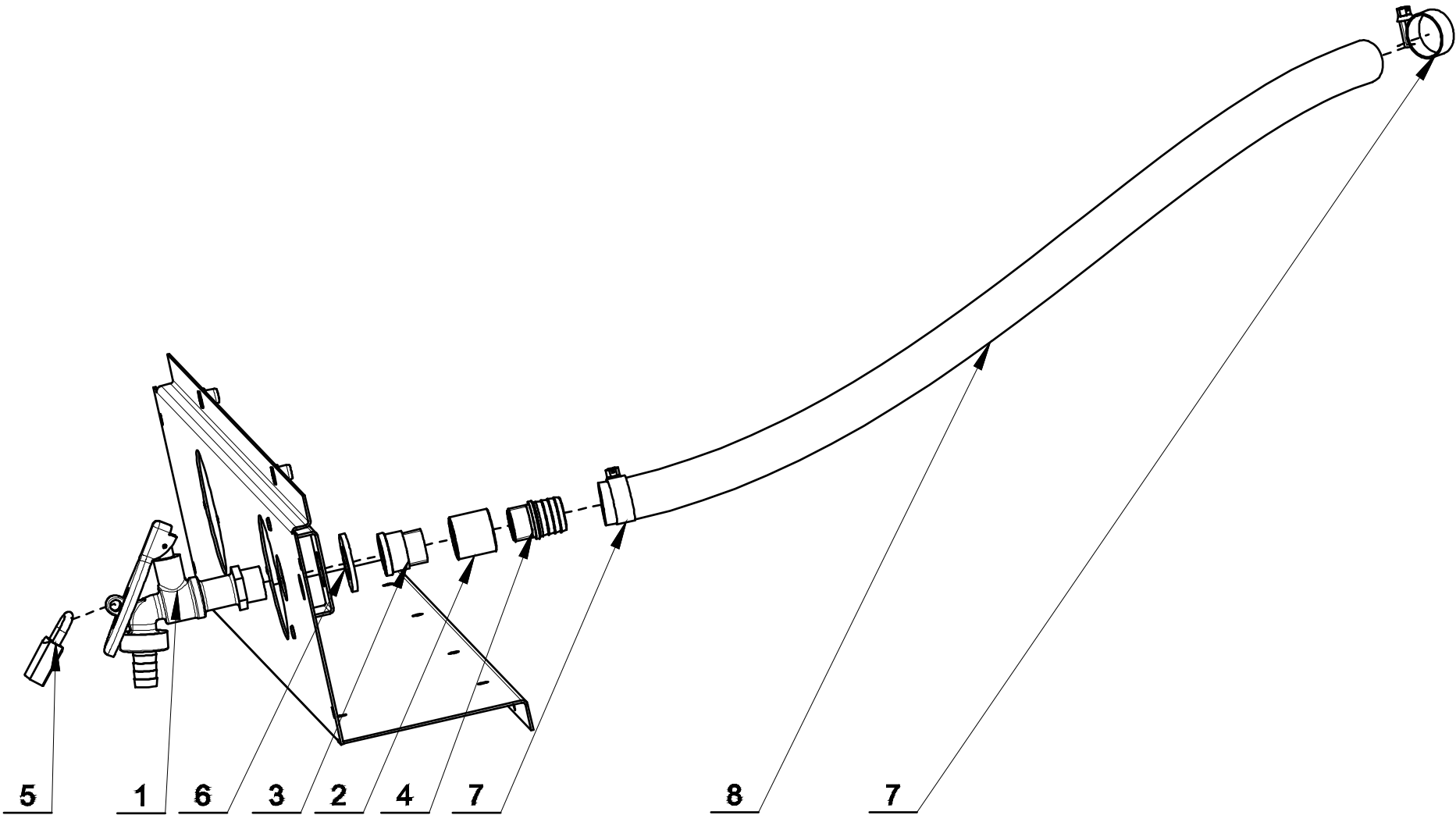


Drain system 70 and 280 Models (2 drain valves) or (1 drain valve and 1 recycle valve) (on request): drawing nr. 554322		
1	SPPRI340055051	Drain valve, (includes PRI340054051 + PRI340002051)
-	SPPRI340054051	Drain valve chamber
-	SPPRI340002051	Drain valve motor with gearbox
1	SPPRI340072051	Recycling drain valve
3	SP526454	T-part
4	SP526497	Bolt 4x12
5	SP554117	Drain elbow
6	SP554325	Drain elbow
7	SP554324	Drain valve holder complete
8	SP529206	Bolt 4x11
9	SP309933000820	Bolt M8x20
10	SP311902100008	Washer 8
11	SP526492	Hose (tub - drain valve)
12	SP273124080161	Hose (tub - drain valve)
13	SPPRI240000007	Clamp 70-90
14	SPPRI503002049	Air trap hose
15	SPPRI540001003	Water level switch hose
16	SPPRI503000027	Air trap reduction
17	SP540183	Spring clamp
18	SPPRI241000017	Clamp A5.5
19	SPPRI240000003	Hose clamp 20-32
20	SP100188	Foam roller
21	SP500125	Bracing tube
22	SP283449080200	Spiral
23	SP345000626088	Binding strip
24	SP526532	Hose clamp 82-90
26	SPPRI2400000021	Clamp 60-80
28	SPPRI540001019	Hose
29	SPPRI240000017	Clamp 40-60
30	SPR35100016714	Cap
31	SPR35100016514	Hose

WASH BATH SAMPLE 70 and 280 Models (ON REQUEST)

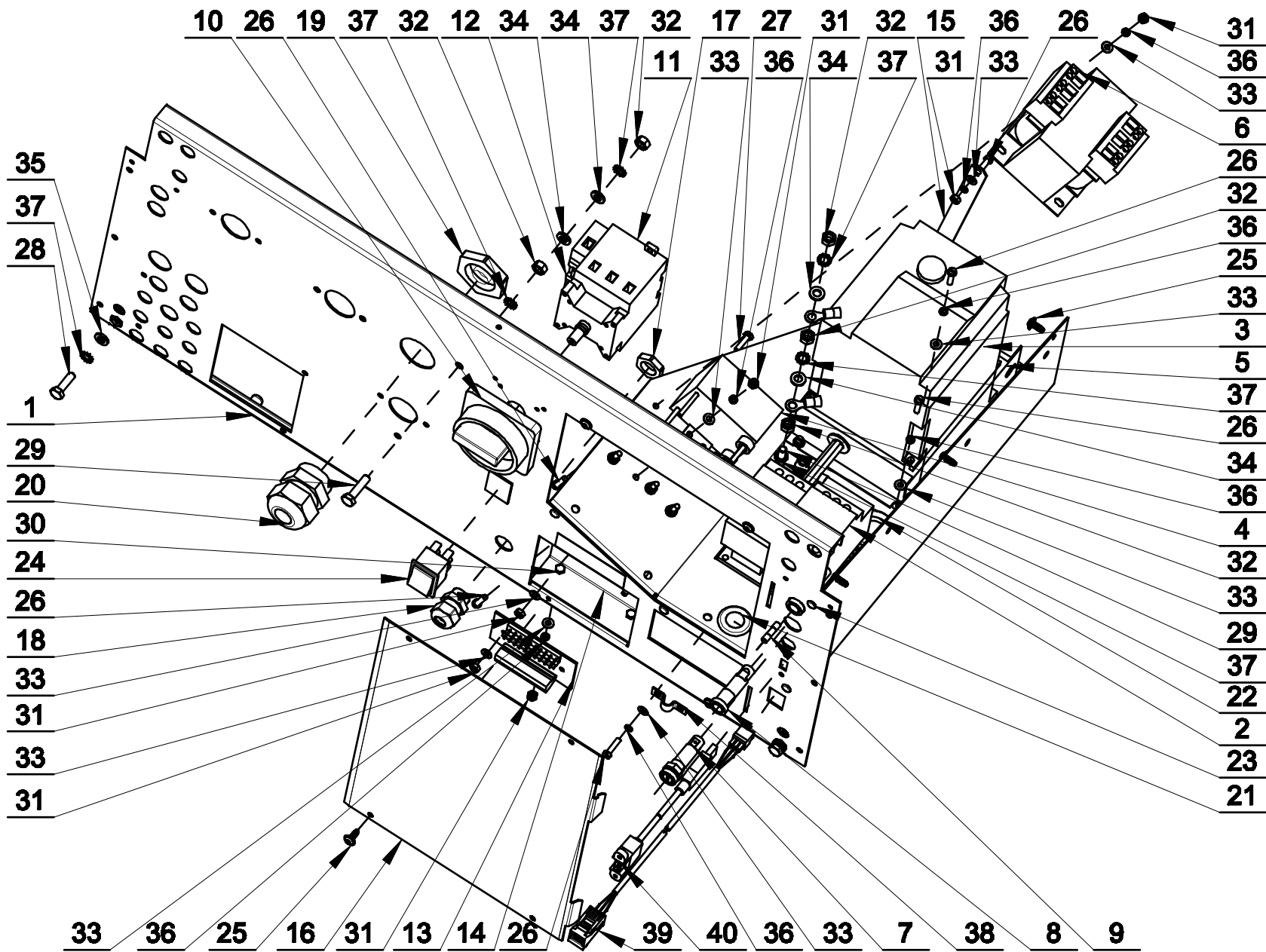
D1617R4

© Copyright, Alliance Laundry Systems LLC – DO NOT COPY or TRANSMIT



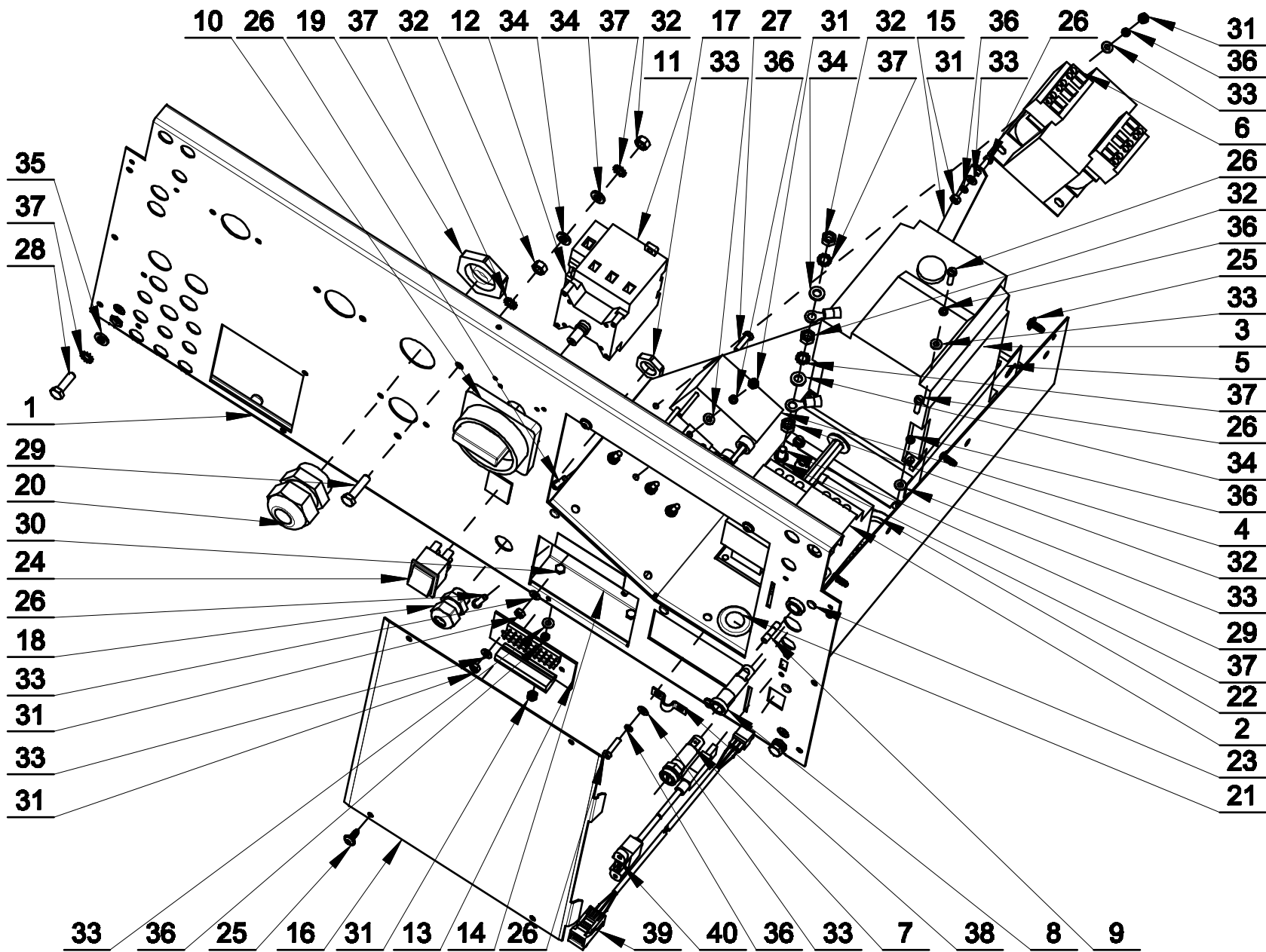
[illegible]

REAR PANEL (DRAWING 1 OF 2)



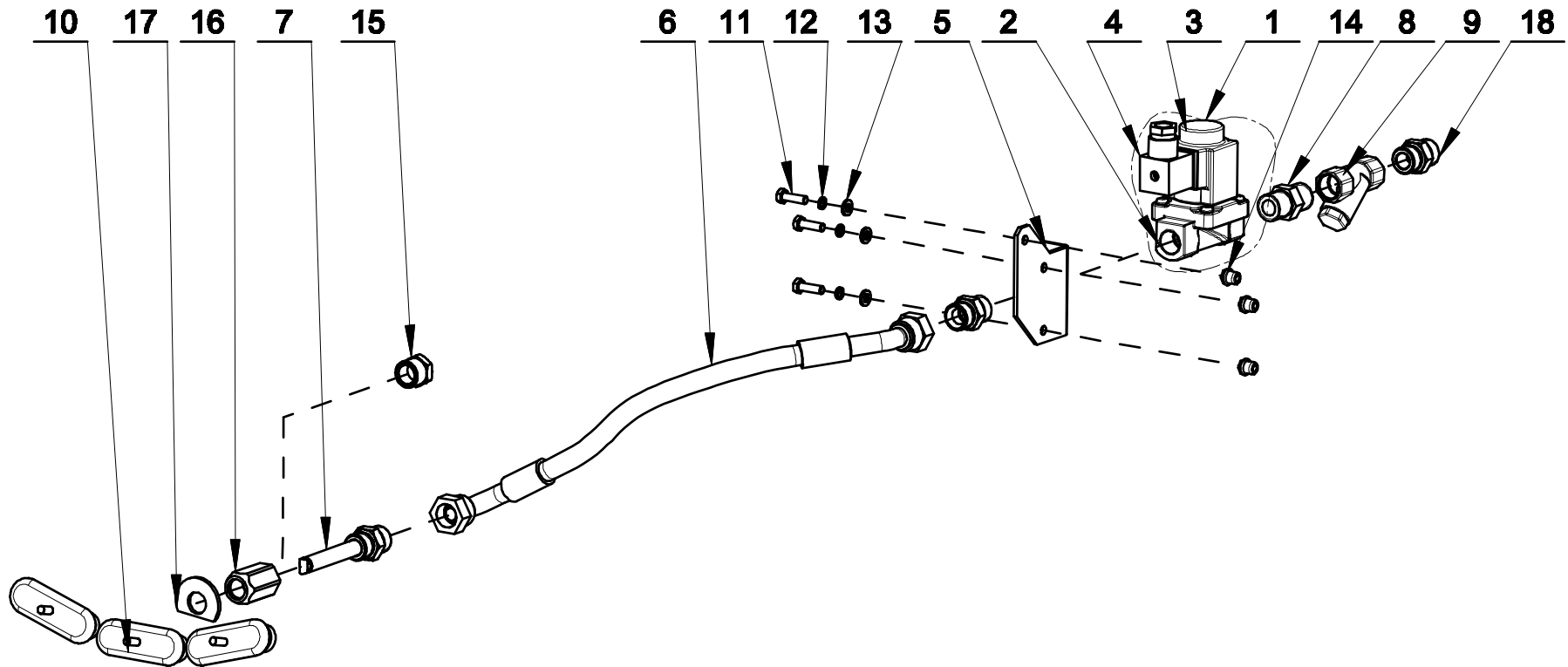
Rear panel (Drawing 1 of 2): drawing nr. 547813A		
1	SP554400	Rear panel complete, HY, IY, SY, UY, WMA, H, AF-NonBrand models, 14 and 65 Models
1	SP554375	Rear panel complete, HY, IY, SY, UY, WMA, H, AF-NonBrand models, 20 and 80 Models
1	SP554378	Rear panel complete, HY, IY, SY, UY, WMA, H, AF-NonBrand models, 25 and 105 Models
1	SP554381	Rear panel complete, HY, IY, SY, UY, WMA, H, AF-NonBrand models, 30 and 135 Models
1	SP554384	Rear panel complete, HY, IY, SY, UY, WMA, H, AF-NonBrand models, 40, 55, 70, 180, 240 and 280 Models
1	SP526573	Rear panel complete, AF, FX, HX, QW, SW, PYN, PY models, 14 and 65 Models
1	SP540118	Rear panel complete, AF, FX, HX, QW, SW, PYN, PY models, 20 and 80 Models
1	SP526475	Rear panel complete, AF, FX, HX, QW, SW, PYN, PY models, 25 and 105 Models
1	SP540149	Rear panel complete, AF, FX, HX, QW, SW, PYN, PY models, 30 and 135 Models
1	SP547878	Rear panel complete, AF, FX, HX, QW, SW, PYN, PY models, 40 and 180 Models
1	SP547880	Rear panel complete, AF, FX, HX, QW, SW, PYN, PY models, 55 and 240 Models
1	SP554115	Rear panel complete, AF, FX, HX, QW, SW, PYN, PY models, 70 and 280 Models
2	SP514038	Contactora LC1-D09M7
2	SP514042	Contactora LC1D18M7
2	SPPRI345002019	Contactora LC1D32M7
2	SP514043	Contactora LC1D50M7
3	SP525929	Frequency inverter FR-D720S-042, 14, 20, 65 and 80 Models
3	SP525930	Frequency inverter FR-D720S-070, 25, 30, 105 and 135 Models
3	SP525934	Frequency inverter FR-D740-036, 14, 20, 25, 30, 65, 80, 105 and 135 Models
3	SP525931	Frequency inverter FR-D720S-100-E8, 40, 55, 70, 180, 240 and 280 Models
-	SP525932	Frequency inverter FR-D740-080-E8, 40, 55, 70, 180, 240 and 280 Models
-	SP528323	Communication cable, 14, 20, 25, 30, 65, 80, 105 and 135 Models, (not shown)
-	SP528324	Communication cable, 40, 55, 70, 180, 240 and 280 Models, (not shown)
4	SP516012	Filter for frequency inverter FR-D720S-xxx, 14, 20, 25, 30, 65, 80, 105 and 135 Models
4	SP552251	Filter for frequency inverter FR-D720S-xxx, 40, 55, 70, 180, 240 and 280 Models
5	SP525935	Filter for frequency inverter FR-D740-xxx
6	SP516648	Transformer
7	SPPRI401001020	Fuse housing
8	SPPRI401003020	Fuse housing 6.3x32
9	SP345805005020	Fuse 5x20mm, T0.5A/250V
9	SP345805163032	Fuse 6.3x32mm, T1A/500V
10	SPPRI404000095	Main switch knob
11	SPPRI404000098	Main switch 32A
11	SPPRI404000097	Main switch 25A
11	SPPRI404000099	Main switch 63A
12	SP506407	Fourth pole of main switch 25A
12	SPPRI404001098	Fourth pole of main switch 32A
12	SPPRI404001099	Fourth pole of main switch 63A
13	SP524714	Terminal board
-	SP528149	Cable for pump relay board / LED terminal, 14, 20, 25, 30, 65, 80, 105 and 135 Models, (not shown)
-	SP528150	Cable for pump relay board / LED terminal, 40, 55, 70, 180, 240 and 280 Models, (not shown)
-	SP557944	Soap Link kit (not shown)
-	SP557947	External Block signal cable 2.8m (not shown)
14	SP540123	Liquid detergent box
15	SP526474	Holder partition, 14, 20, 25, 65, 80 and 105 Models
15	SP554382	Holder partition, HY, IY, SY, UY, WMA, H, AF-NonBrand models, 30 and 135 Models
15	SP540167	Holder partition, AF, FX, HX, QW, SW, PYN, PY models, 30 and 135 Models
15	SP540154	Holder partition, 40 and 180 Models
15	SP526593	Holder partition, 55, 70, 240 and 280 Models
16	SP540121	Rear panel lid, 14, 20, 25, 30, 65, 80, 105 and 135 Models
16	SP526567	Rear panel lid, 40, 55, 70, 180, 240 and 280 Models
17	SP101416	Cable bushing nut M16

REAR PANEL (DRAWING 2 OF 2)



Rear panel (Drawing 2 of 2): drawing nr. 547813A		
18	SP101406	Cable bushing M16
19	SP101419	Cable bushing nut M32
20	SP101409	Cable bushing M32x1.5
-	SP557952	Insert for cable bushing M32 for small diameter cables (not shown)
21	SP273121015002	Cable passage 15x2
22	SP273121022002	Cable passage 22x2, 14, 20, 25, 30, 65, 80, 105 and 135 Models
22	SPPRI501000071	Cable passage 25x1.4, 40, 55, 70, 180, 240 and 280 Models
23	SP313250004007	Rivet with a crank 4x7
24	SP100388	Switch electrical - steam heating
25	SP529206	Screw 4x11
26	SP309084000416	Pan head screw with a slot M4x16
27	SP309933000416	Bolt M4x16
28	SP309933000620	Bolt M6x20
29	SP309933100625	Bolt M6x25
30	SP309933240408	Bolt M4x8
31	SP310934000004	Nut M4
32	SP310934100006	Nut M6
33	SP311125000004	Washer 4.3
34	SP311125100006	Washer 6.4
35	SP311125240006	Washer 6.4
36	SP311127000004	Washer 4
37	SP311679824006	Washer with external teeth M6
38	SP528392	Cable clamp
39	SP545234	Cable with connectors for RS485
40	SP547006	USB cable for connecting to the rear panel panel
-	SP557768	Main wiring, CE, 14, 20, 25, 30, 65, 80, 105 and 135 Models, (not shown)
-	SP557769	Main wiring, CE, 40, 55, 70, 180, 240 and 280 Models, (not shown)
-	SP552475	Main wiring, CSA, 14, 20, 25, 30, 65, 80, 105 and 135 Models, (not shown)
-	SP552476	Main wiring, CSA, 40, 55, 70, 180, 240 and 280 Models, (not shown)
-	SP540180	Kit for liquid soap supply connection, 14, 20, 25, 30, 65, 80, 105 and 135 Models, (not shown)
-	SP528443	Kit for liquid soap supply connection, 40, 55, 70, 180, 240 and 280 Models, (not shown)
-	SPPRI407002123	4-pole terminal block Photomaton, 14, 40 and 80, 180 Models (not shown)
-	SPPRI350012007	Insulation under terminal block Photomaton, 14, 40, 80 and 180 Models (not shown)

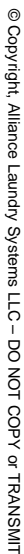
STEAM HEATING



Steam heating: drawing nr. 526533B

1	SP514164	Steam valve ½" complete
2	SP514165	Steam valve body without coil
3	SP554110	Coil, 50/60Hz
4	SP554156	Connector
5	SP526521	Support steam valve, 14, 20, 65 and 80 Models
5	SP526529	Support steam valve, 25 and 105 Models
5	SP526531	Support steam valve, 30 and 135 Models
5	SP547873	Support steam valve, 40, 55, 70, 180, 240 and 280 Models
6	SP526522	Steam hose ½", l=465mm 14, 20, 65 and 80 Models
6	SP526528	Steam hose ½"½", l=520mm, 25, 30, 40, 55, 70, 105, 135, 180, 240 and 280 Models
7	SP526525	Steam injector
8	SP319428324012	Adaptor ½"
9	SP405054120215	Steam filter ½"
10	SPPRI342001016	Plug heating element opening
11	SP309933000620	Bolt M6x20
12	SP311127000006	Washer 6
13	SP311125000006	Washer 6.4
14	SP313251000006	Riveting nut M6
15	SPPRI426001268	Plug ½", (electrical heating and steam heating preparation)
16	SP547968	Adaptor G¾" / G½"
17	SP547981	Washer
18	SPR22112000114	Adaptor ½"
-	SP526564	Sealing, (not shown)
-	SP101403	Loctite 5366 adhesive, (not shown)
-	SP245704000603	Loctite 603 adhesive, (not shown)
-	SP559312	Steam kit, 14, 20, 65 and 80 Models
-	SP559313	Steam kit, 25 and 105 Models
-	SP559314	Steam kit, 30 and 135 Models
-	SP556340	Steam kit, 40, 55, 70, 180, 240 and 280 Models

D1617R4

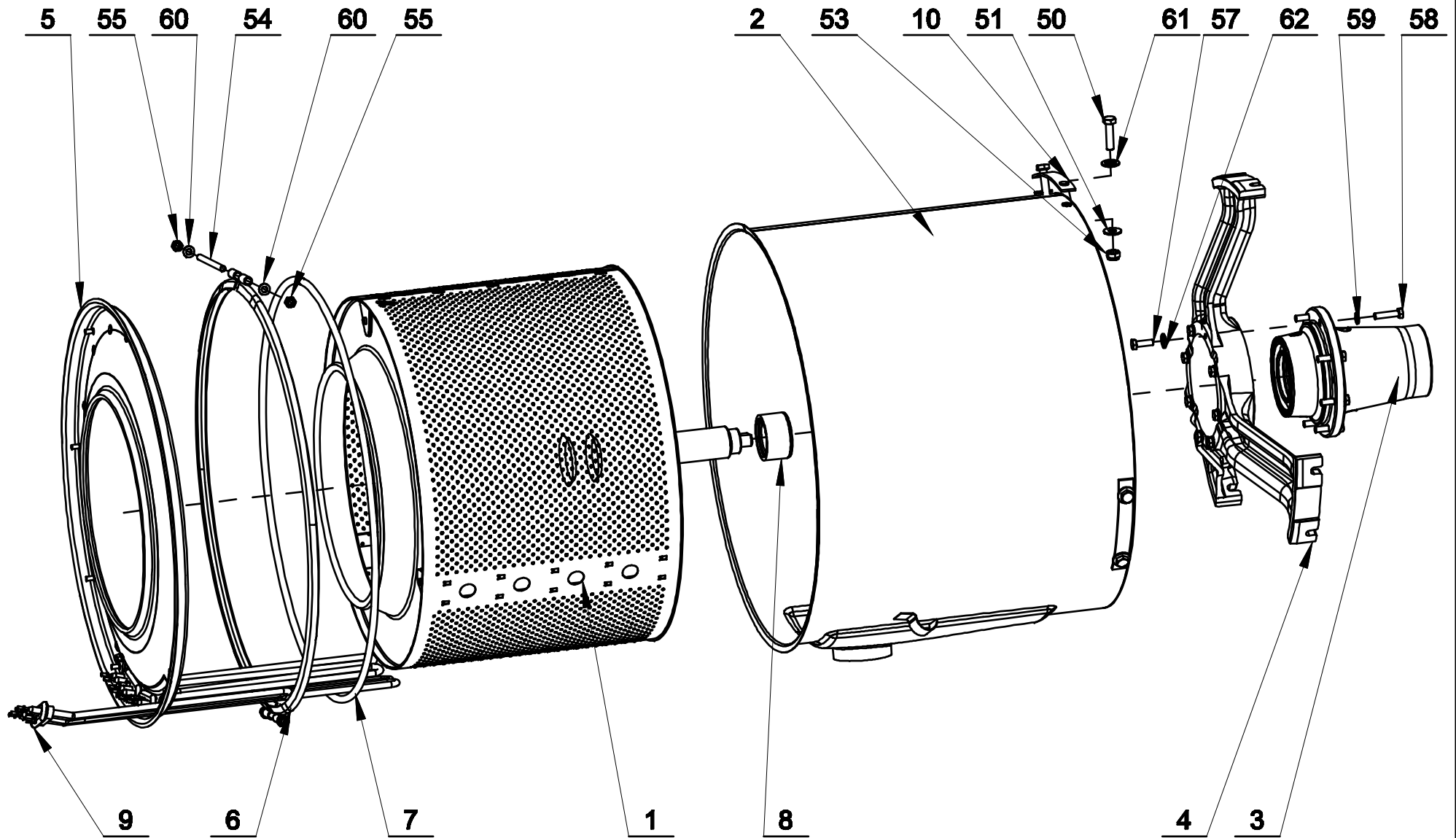


76

Washing drum and tub (Drawing 1 of 2): drawing nr. 537873A

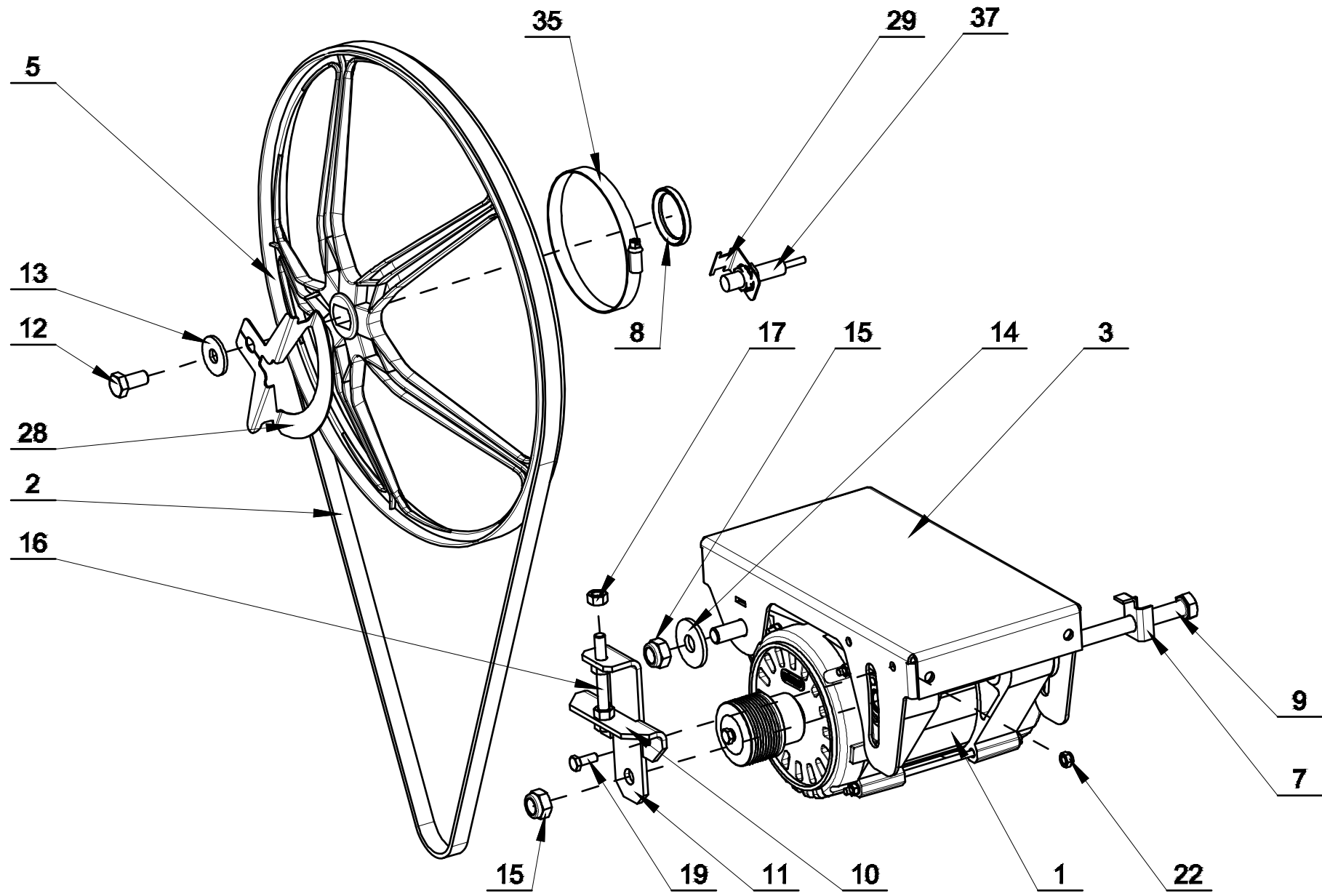
1	SP537886	Washing drum – complete, 14 and 65 Models
1	SP537705	Washing drum – complete, 20 and 80 Models
1	SP537732	Washing drum – complete, 25 and 105 Models
1	SP537766	Washing drum – complete, 30 and 135 Models
1	SP537800	Washing drum – complete, 40 and 180 Models
1	SP537830	Washing drum – complete, 55 and 240 Models
1	SP552969	Washing drum – complete, 70 and 280 Models
2	SP537891	External tub - complete, steam heating, 14 and 65 Models
2	SP537714	External tub - complete, steam heating, 20 and 80 Models
2	SP537736	External tub - complete, steam heating, 25 and 105 Models
2	SP537764	External tub - complete, steam heating, 30 and 135 Models
2	SP537810	External tub - complete, steam heating, 40 and 180 Models
2	SP537837	External tub - complete, steam heating, 55 and 240 Models
2	SP552966	External tub - complete, steam heating, 70 and 280 Models
2	SP537923	External tub - complete, electrical heating, 14 and 65 Models
2	SP537916	External tub - complete, electrical heating, 20 and 80 Models
2	SP537917	External tub - complete, electrical heating, 25 and 105 Models
2	SP537918	External tub - complete, electrical heating, 30 and 135 Models
2	SP537921	External tub - complete, electrical heating, 40 and 180 Models
2	SP537922	External tub - complete, electrical heating, 55 and 240 Models
2	SP552967	External tub - complete, electrical heating, 70 and 280 Models
3	-	Complete bearing house, 14, 20, 65 and 80 Models, see drawing nr. 537874
3	-	Complete bearing house, 25 and 105 Models, see drawing nr. 537874
3	-	Complete bearing house, 30 and 135 Models, see drawing nr. 537874
3	-	Complete bearing house, 40 and 180 Models, see drawing nr. 537874
3	-	Complete bearing house, 55, 70, 240 and 280 Models, see drawing nr. 537982
4	SP537861	Cross piece, 14, 20, 65 and 80 Models
4	SP537730	Cross piece, 25, 30, 105 and 135 Models
4	SP537824	Cross piece, 40, 55, 70, 180, 240 and 280 Models
5	SP537722	Front plate of the external tub – complete, 14, 20, 65 and 80 Models
5	SP537742	Front plate of the external tub – complete, 25, 30, 105 and 135 Models
5	SP537819	Front plate of the external tub – complete, 40, 55, 70, 180, 240 and 280 Models
6	SP537717	Clamp – complete, 14, 20, 65 and 80 Models
6	SP537737	Clamp – complete, 25, 30, 105 and 135 Models
6	SP537822	Clamp – complete, 40, 55, 70, 180, 240 and 280 Models
7	SP537719	Sealing d10-1800mm, 14, 20, 65 and 80 Models
7	SP537739	Sealing d10-2100mm, 25, 30, 105 and 135 Models
7	SP537821	Sealing d10-2550mm, 40, 55, 70, 180, 240 and 280 Models
8	SP537843	Shaft ring, 14, 20, 25, 30, 65, 80, 105 and 135 Models
8	SP552982	Shaft ring, 40, 55, 70, 180, 240 and 280 Models
9	SP540143	Heating element 2000W, l=325mm, 14, 20, 25, 65, 80 and 105 Models
9	SP540144	Heating element, 3000W, l=325mm, 14, 20, 25, 30, 65, 80, 105 and 135 Models
9	SP540145	Heating element 2 x 1500kW, l=325mm, 14, 20, 25, 30, 65, 80, 105 and 135 Models
9	SP540146	Heating element 2 x 2000W, l=335mm, 25, 30, 105 and 135 Models
9	SP540142	Heating element 2 x 2300W, l=325mm, 14, 20, 65 and 80 Models
9	SP540127	Heating element 2 x 2000W, l=470mm, 40, 55, 180 and 240 Models
9	SP540132	Heating element 2 x 3000W, l=470mm, 40, 55, 180 and 240 Models
9	SP554152	Heating element 2x3650W, l=570mm70 and 280 Models
10	SP537897	Washer for cross piece, 14, 20, 65 and 80 Models
10	SP537885	Washer for cross piece, 25, 30, 105 and 135 Models
10	SP537898	Washer for cross piece, 40, 55, 70, 180, 240 and 280 Models
50	SP527420	Bolt M10x40, 14, 20, 25, 30, 65, 80, 105 and 135 Models

WASHING DRUM AND TUB (DRAWING 2 OF 2)



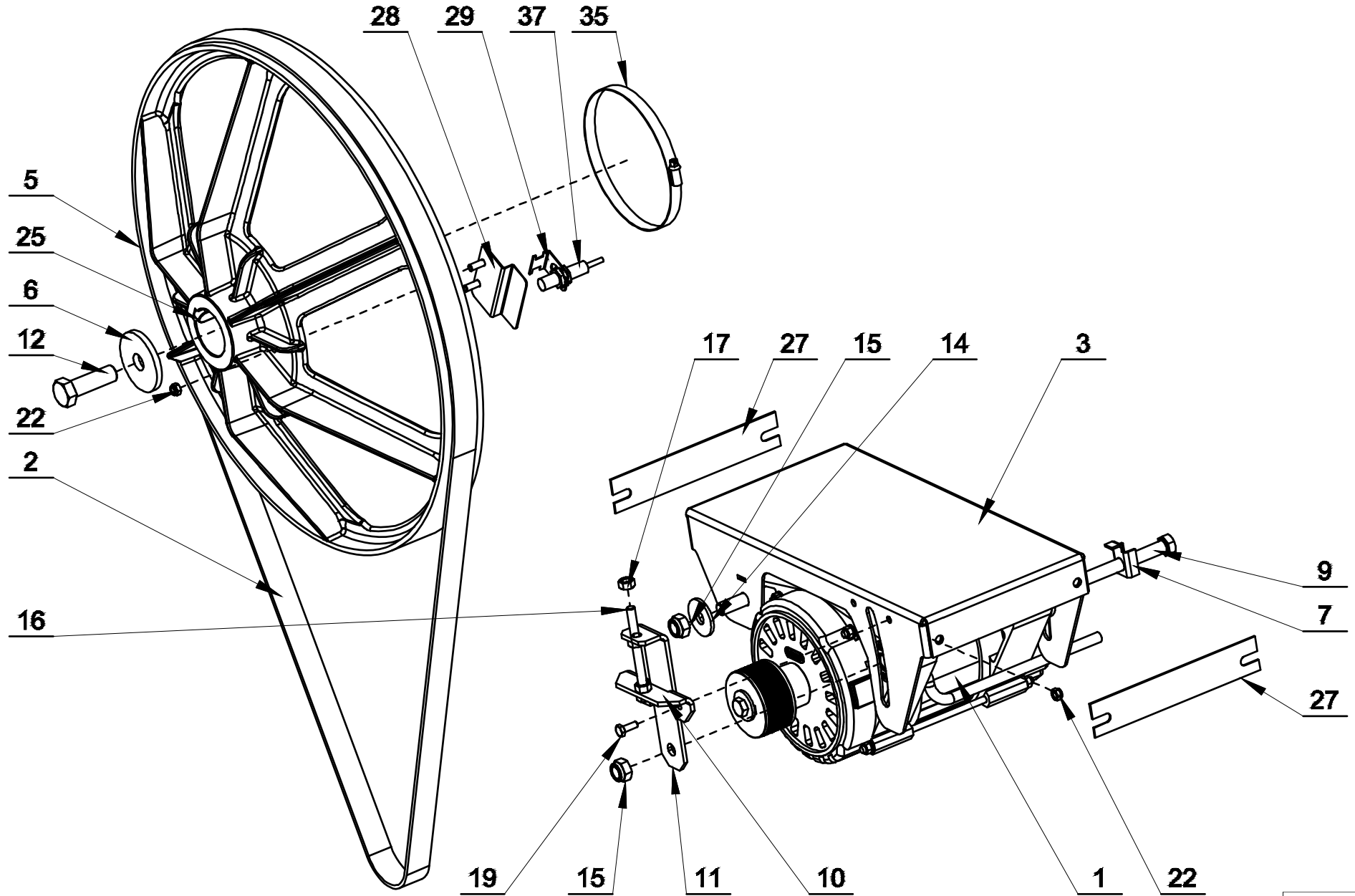
Washing drum and tub (Drawing 2 of 2): drawing nr. 537873A		
50	SP309933001250	Bolt M12x50, 40, 55, 70, 180, 240 and 280 Models
51	SP311737000010	Washer M10, 14, 20, 25, 30, 65, 80, 105 and 135 Models
51	SP537898	Washer for cross piece, 40, 55, 70, 180, 240 and 280 Models
53	SP310985000010	Nut M10, 14, 20, 25, 30, 65, 80, 105 and 135 Models
53	SP310985000012	Nut M12, 40, 55, 70, 180, 240 and 280 Models
54	SPF02119000415	Bolt M8
55	SP310934240008	Nut M8
57	SP309933240825	Bolt M8x25, 14, 20, 25, 30, 65, 80, 105 and 135 Models
57	SP309933241035	Bolt M10x35, 40, 55, 70, 180, 240 and 280 Models
58	SP309933000835	Bolt M8x35, 14, 20, 25, 30, 65, 80, 105 and 135 Models
58	SP309933001235	Bolt M12x35, 40, 55, 70, 180, 240 and 280 Models
59	SP311125000008	Washer M8, 14, 20, 25, 30, 65, 80, 105 and 135 Models
59	SP311125000013	Washer M12, 40, 55, 70, 180, 240 and 280 Models
60	SP311125240008	Washer M8
61	SP311737000010	Washer M10, 14, 20, 25, 30, 65, 80, 105 and 135 Models
62	SP311125240008	Washer M8, 14, 20, 25, 30, 65, 80, 105 and 135 Models
-	SP245704003021	Glue for sticking the bolt, (not shown)
-	SPPRI704000053	Silicon sealant, (not shown)
-	SP245704000050	Adhesive, (not shown)
-	SP510889	Anticorrosive agent, (not shown)

DRIVE 14, 20, 25, 30, 65, 80, 105 and 135 Models



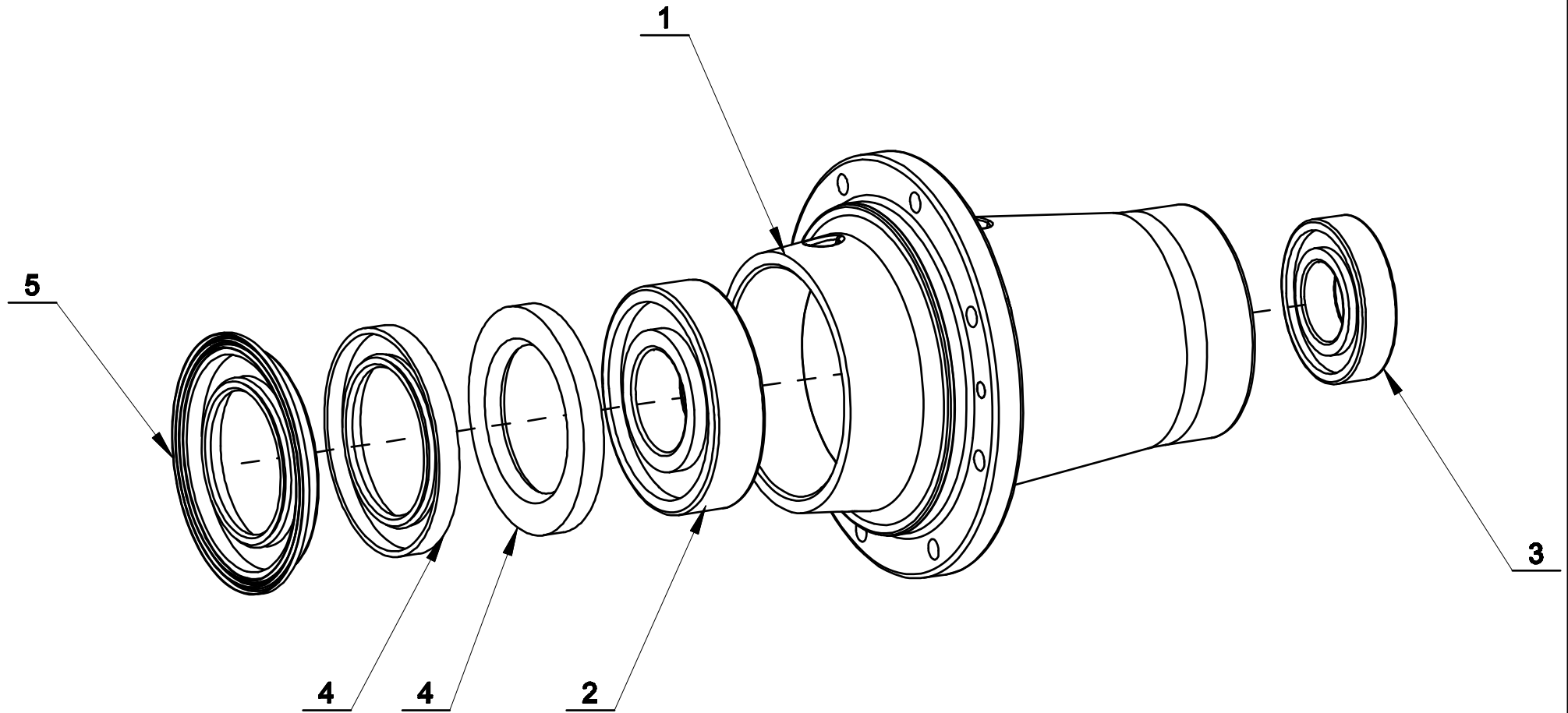
Drive 14, 20, 25, 30, 65, 80, 105 and 135 Models: drawing nr. 533740C		
1	SP555580	Motor with pulley, 0.75kW, 230V/75Hz, CE models, 14, 20, 65 and 80 Models
1	SP555583	Motor with pulley, 0.75kW, 400V/76Hz, CE models, 14, 20, 65 and 80 Models
1	SP555581	Motor with pulley, 1.1kW, 230V/75Hz, CE models, 25 and 105 Models
1	SP555584	Motor with pulley, 1.1kW, 400V/76Hz, CE models, 25 and 105 Models
1	SP555582	Motor with pulley, 1.5kW, 230V/75Hz, CE models, 30 and 135 Models
1	SP555585	Motor with pulley, 1.5kW, 400V/76Hz, CE models, 30 and 135 Models
1	SP557449	Motor with pulley, 0.75kW, 230V/75Hz, CSA models, 14, 20, 65 and 80 Models
1	SP557452	Motor with pulley, 0.75kW, 400V/76Hz, CSA models, 14, 20, 65 and 80 Models
1	SP557450	Motor with pulley, 1.1kW, 230V/75Hz, CSA models, 25 and 105 Models
1	SP557453	Motor with pulley, 1.1kW, 400V/76Hz, CSA models, 25 and 105 Models
1	SP557451	Motor with pulley, 1.5kW, 230V/75Hz, CSA models, 30 and 135 Models
1	SP557454	Motor with pulley, 1.5kW, 400V/76Hz, CSA models, 30 and 135 Models
2	SP528925	Belt, 14, 20, 65 and 80 Models
2	SP533157	Belt, 25, 30, 105 and 135 Models
3	SP533741	Motor holder, 14, 20, 65 and 80 Models
3	SP533761	Motor holder, 25 and 105 Models
3	SP533781	Motor holder, 30 and 135 Models
5	SP556166	V-pulley drum, 14, 20, 25, 65, 80 and 105 Models
5	SP509819	V-pulley drum, 30 and 135 Models
7	SP533742	Cage 1
8	SP556149	Pulley ring, 30 and 135 Models
9	SP533392	Bolt M12x180, 14, 20, 65 and 80 Models
9	SP533393	Bolt M12x200, 25 and 105 Models
9	SP533394	Bolt M12x220, 30, 40, 135 and 180 Models
10	SP533326	Tensioning angle piece - fixed
11	SP533327	Tensioning angle piece – movable, 14, 20, 25, 30, 65, 80, 105 and 135 Models
12	SP309933001020	Bolt M10x20, 14, 20, 25, 30, 65, 80, 105 and 135 Models
13	SP311902100010	Washer 10 14, 20, 25, 30, 65, 80, 105 and 135 Models
14	SP311902100012	Washer 12
15	SP310985000012	Nut M12
16	SP309933000870	Bolt M8x70
17	SP310934000008	Nut M8
19	SP309933000616	Bolt M6x16
22	SP310985000006	Nut M6
28	SP555545	Plate for speed sensor
29	SP555547	Holder for speed sensor
35	SPPRI240000005	Hose clip, 14, 20, 25, 65, 80 and 105 Models
35	SPPRI240000015	Hose clip, 30 and 135 Models
37	SP557701	Speed sensor
-	SP529270	Service instruction – change of engine

DRIVE 40, 55, 70, 180, 240 and 280 Models



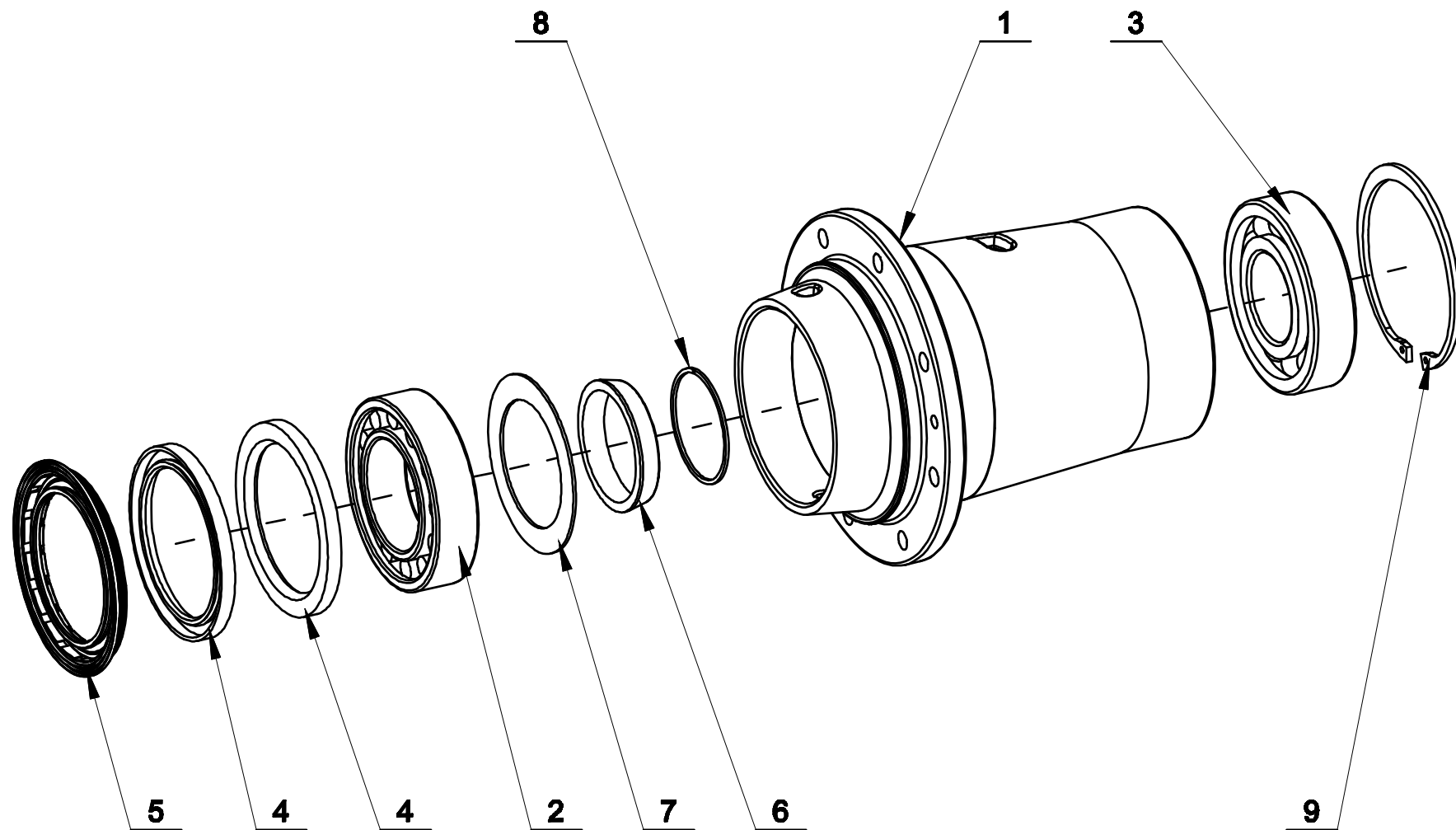
Drive 40, 55 ,70, 180, 240 and 280 Models: drawing nr. 533795		
1	SP555586	Motor with pulley, 2.2kW, 230V/75Hz, CE models, 40 and 180 Models
1	SP555587	Motor with pulley, 2.2kW, 400V/76Hz, CE models, 40 and 180 Models
1	SP555588	Motor with pulley, 3kW, 230V/75Hz, CE models, 55 and 240 Models
1	SP555589	Motor with pulley, 3kW, 400V/76Hz, CE models, 55 and 240 Models
1	SP555590	Motor with pulley, 3kW, 230V/75Hz, CE models, 70 and 280 Models
1	SP555591	Motor with pulley, 3kW, 400V/76Hz, CE models, 70 and 280 Models
1	SP557455	Motor with pulley, 2.2kW, 230V/75Hz, CSA models, 40 and 180 Models
1	SP557456	Motor with pulley, 2.2kW, 400V/76Hz, CSA models, 40 and 180 Models
1	SP557457	Motor with pulley, 3kW, 230V/75Hz, CSA models, 55 and 240 Models
1	SP557458	Motor with pulley, 3kW, 400V/76Hz, CSA models, 55 and 240 Models
1	SP557459	Motor with pulley, 3kW, 230V/75Hz, CSA models, 70 and 280 Models
1	SP557460	Motor with pulley, 3kW, 400V/76Hz, CSA models, 70 and 280 Models
2	SP547781	Belt
3	SP533794	Motor holder, 40 and 180 Models
3	SP533811	Motor holder, 55, 70, 240 and 280 Models
5	SP547706	V-pulley drum
6	SP511924	Washer
7	SP533742	Cage 1
9	SP533394	Bolt M12x220, 40 and 180 Models
9	SP547780	Bolt M12x240, 55, 70, 240 and 280 Models
10	SP533326	Tensioning angle piece - fixed
11	SP547705	Tensioning angle piece - movable
12	SP309933001630	Bolt M16x30
14	SP311902100012	Washer 12
15	SP310985000012	Nut M12
16	SP309933000870	Bolt M8x70
17	SP310934000008	Nut M8
19	SP309933000616	Bolt M6x16
22	SP310985000006	Nut M6
25	SP308726014050	Feather
27	SP550033	Shim
28	SP555542	Plate for speed sensor
29	SP555547	Holder for speed sensor
35	SP529013	Hose clip
37	SP557701	Speed sensor
-	SP529270	Service instruction – change of engine

BEARING HOUSE 14, 20, 25, 30, 40, 65, 80, 105, 135 and 180 Models



Bearing house 14, 20, 25 ,30, 40, 65, 80, 105, 135 and 180 Models: drawing nr. 537874		
1	SP537860	Bearing house, 14, 20, 65 and 80 Models
1	SP537752	Bearing house, 25 and 105 Models
1	SP537754	Bearing house, 30 and 135 Models
1	SP537815	Bearing house, 40 and 180 Models
2	SPPRI608000048	Bearing 6309, (30 and 135 Models - 2 pcs), 14, 20, 25, 30, 65, 80, 105 and 135 Models
2	SPPRI608000080	Bearing 6312, (2 pcs), 40 and 180 Models
3	SPPRI608000002	Bearing 6207, 14, 20, 65 and 80 Models
3	SPPRI608001048	Bearing 6307, 25 and 105 Models
3	SP532949	Bearing 6308, 30 and 135 Models
3	SPPRI608002048	Bearing 6310, 40 and 180 Models
4	SP525813	Sealing ring 65x100x10, 14, 20, 25, 30, 65, 80, 105 and 135 Models
4	SP506475	Sealing ring 100x130x10, 40 and 180 Models
5	SP537848	Sealing ring 65 x 100/114 x 9/12, 14, 20, 25, 30, 65, 80, 105 and 135 Models
5	SP537879	Sealing ring 100 x 130/144 x 9/12, 40 and 180 Models
-	SP245704000603	Loctite 603 adhesive, (not shown)
-	SP111313000002	Lubrication grease, (not shown)
-	SP537862	Bearing house complete, 14, 20, 65 and 80 Models
-	SP537750	Bearing house complete, 25 and 105 Models
-	SP537756	Bearing house complete, 30 and 135 Models
-	SP537814	Bearing house complete, 40 and 180 Models
-	SP538787	Tool set for bearing job, (not shown)
-	SP555323	Service instruction for bearing job

BEARING HOUSE 55, 70, 240 and 280 Models



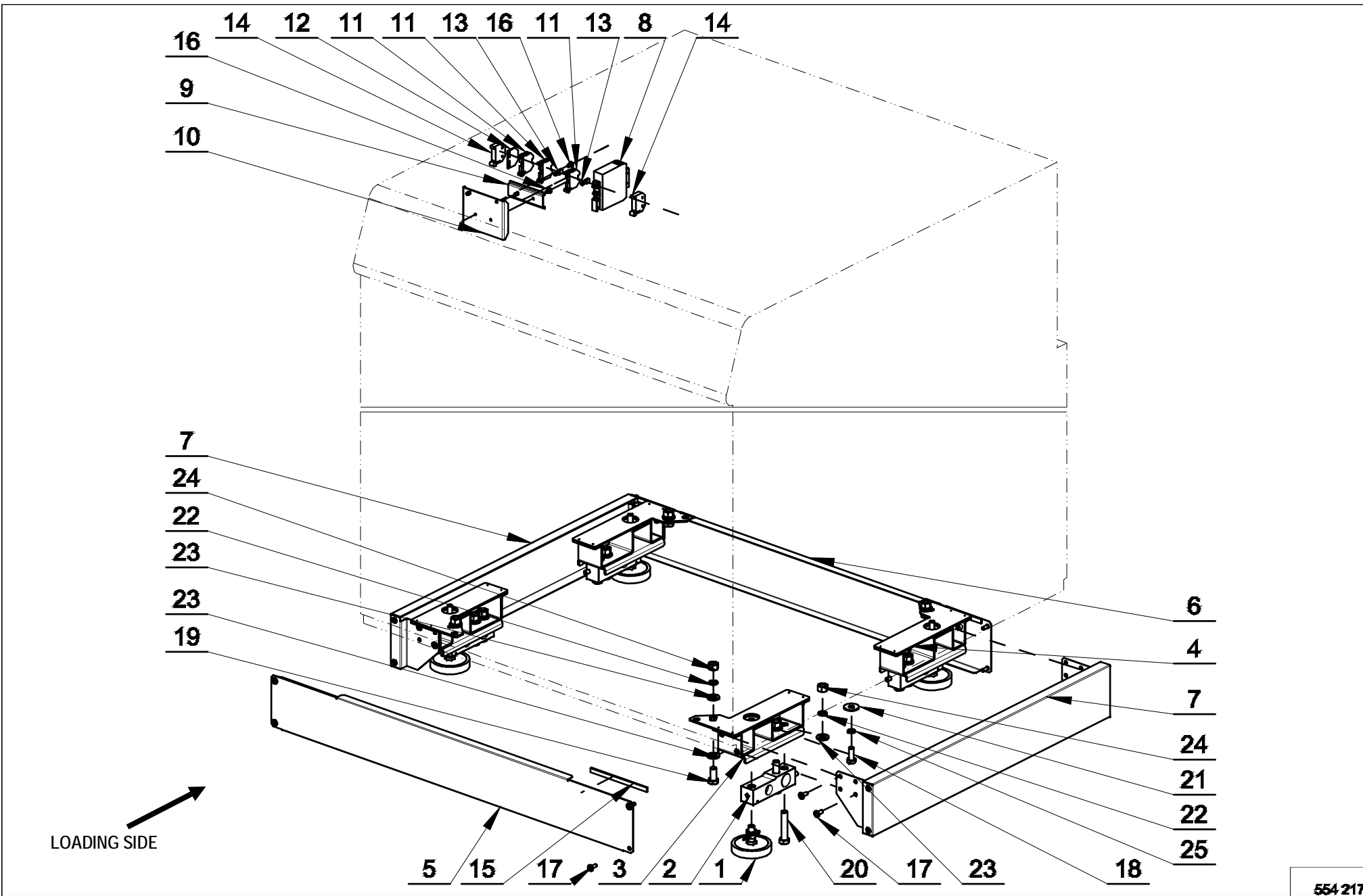
Bearing house 55, 70, 240 and 280 Models: drawing nr. 537982		
1	SP537867	Bearing house
2	SPPRI608000079	Bearing NU 2215 EC
3	SPPRI608000080	Bearing 6312
4	SP506475	Sealing ring 100x130x10
5	SP537879	Sealing ring 100 x 130/144 x 9/12
6	SP556115	Mounting cone
7	SP552973	Holder of grease
8	SPPRI242000014	Retaining ring
9	SP307732031130	Retaining ring 130
-	SP245704000603	Loctite 603 adhesive, (not shown)
-	SP111313000002	Lubrication grease, (not shown)
-	SP537868	Bearing house complete
-	SP538787	Tool set for bearing job, (not shown)
-	SP555323	Service instruction for bearing job, (not shown)

WEIGHING SYSTEM 40, 55, 70, 180, 240 and 280 Models

D1617R4

© Copyright, Alliance Laundry Systems LLC - DO NOT COPY or TRANSMIT

88



554-217

Weighing system 40, 55, 70, 180, 240 and 280 Models: drawing nr. 554217		
1	SP516956	Adjustable rubber foot
2	SP529101	Load sensor
3	SP554232	Holder load sensor complete, left
4	SP554235	Holder load sensor complete, right
5	SP554220	Front cover complete
6	SP554242	Rear cover complete
7	SP554221	Side cover complete, 40 and 180 Models
7	SP554225	Side cover complete, 55 and 240 Models
7	SP554226	Side cover complete, 70 and 280 Models
8	SP516968	Amplifier
9	SP541442	Support rail
10	SP549791	Amplifier unit holder
11	SP346000280101	Clamp 280-101, (grey)
12	SP346000280301	Cover lid
13	SP346000280402	Interconnection 280-402
14	SP346000209101	Terminal end
15	SP284000012003	Self-adhesive tape
16	SP529206	Bolt 4x11
17	SP537864	Bolt M6x16
18	SP309933001025	Bolt M10x25
19	SP309933001225	Bolt M12x25
20	SP309933001260	Bolt M12x60
21	SP311902100010	Washer 10
22	SP311127000012	Washer 12
23	SP311125000013	Washer 13
24	SP310934000012	Nut M12
25	SP311127000010	Washer 10

Softwash – Wet cleaning

-	SP562739	Set of the three dosing soap pump with suction device			
-	SP562740	Set of the four dosing soap pump with suction device			
-	SP562741	Set of the five dosing soap pump with suction device			
-	SP562742	Set of the six dosing soap pump with suction device			
-	SP562743	Set of the three dosing soap pump			
-	SP562734	Set of the four dosing soap pump			
-	SP562745	Set of the five dosing soap pump			
-	SP562747	Set of the six dosing soap pump			
-	SP562744	Set of the suction rods and tubes for three dosing soap pump			
-	-				
-	SP562735	Set of the suction rods and tubes for four dosing soap pump			
-	-				
-	SP562746	Set of the suction rods and tubes for five dosing soap pump			
-	-				
-	SP562748	Set of the suction rods and tubes for six dosing soap pump			
-	-				
-	SP562736	Water heater 11kW, 50/60Hz, 1x240V			
-	SP562749	Water heater 6kW, 50/60Hz, 1x208V			
-	SP562737	Water softener AMVE305			
-	SP562750	Water softener AMVE505			
-	SP562738	3D Label Softwash			

